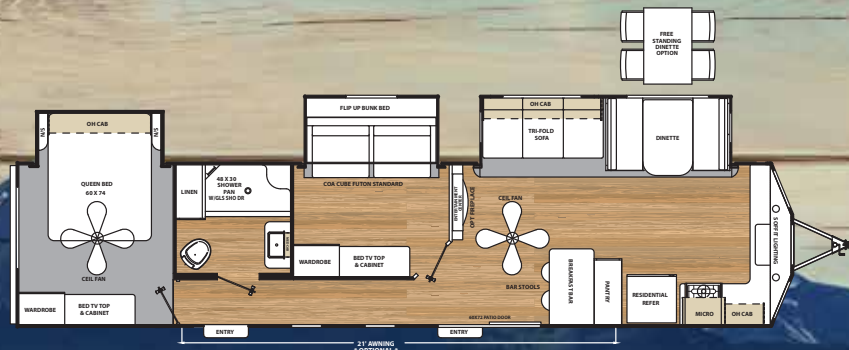


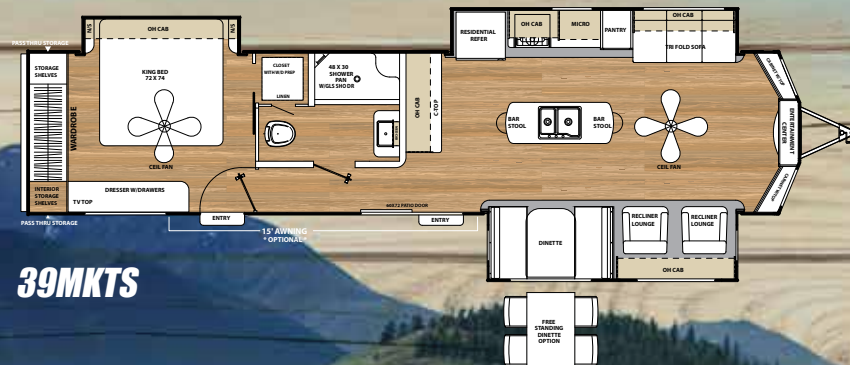
CATALINA

DESTINATION

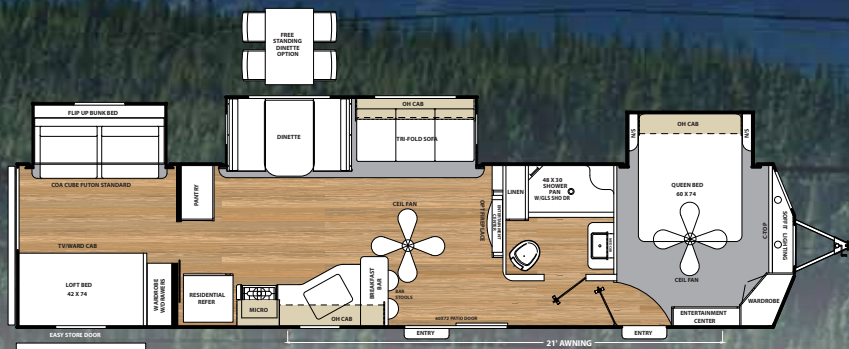
 **Coachmen**
Leader to the Great Outdoors.



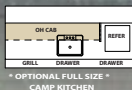
39FKTS



39MKTS



40BHTS



* OPTIONAL FULL-SIZE *
CAMP KITCHEN



PLEASE VISIT US AT
WWW.COACHMENRV.COM/CATALINADESTINATION
FOR PHOTOS, VIDEOS AND TO LEARN
MORE ABOUT OUR GREAT PRODUCTS.

CUSTOMER SATISFACTION

FOREST RIVER
encourages you to

BUY LOCAL



PREFERENTIAL SERVICE
PRODUCT INFORMATION

www.ForestRiverBuyLocal.com



MODEL	39FKTS	39MKTS	40BHTS
UVW	9,540	9,410	9,610
Carrying Capacity	1,460	1,590	1,330
GVWR	11,000	11,000	11,000
Hitch Weight	1,110	1,330	1,130
Exterior Height (with A/C)	11'8"	11'8"	11'8"
Fresh Water Capacity (gal.)	46	46	46
Grey Water Capacity (gal.)	80	80	80***
Waste Water Capacity (gal.)	40	30	40
Awning Length	21'	15'	21'
Wheel Size	15"	15"	15"
Exterior Length	40'9"	40'9"	40'9"
Exterior Width	96"	96"	96"
Interior Height (Coach)	84"	84"	84"
Axles	5200 LBS	5200 LBS	5200 LBS

STANDARDS AND OPTIONAL FEATURES

STANDARD EXTERIOR FEATURES

- Cambered structural steel I-beam frame
- 3/8" Fully decked walk-on roof
- 2" X 3" longitudinal floor joists on approximately 12" centers
- Residential in-floor ducted heat
- 84" Ceiling height destination trailers
- One-piece, seamless, rubber roof material with 12 year warranty
- Easy-Trac electric slide out(s)
- Wall studs on 16" centers
- 1/2" Plywood dinette, bed and bunk platforms
- Roof rafters, constructed of residential-style tapered 5" trusses
- 5/8" Tongue & groove plywood floor decking
- R-7 fiberglass insulation in sidewall, roof & floor
- .024" Aluminum exterior skin with .030 Skirt metal
- Dark tinted (G-20) black framed windows w/ safety glass
- Oversize Swing arm entry assist handle at main entry
- Radius entry steps
- Superlube™ easy maintenance axles
- Painted bumper w/drain hose carrier and end caps
- Radius-cornered fiberglass entrance door
- Painted bottom radius skirting
- Amber patio light w/inside switch
- Baggage doors are lockable and radius-cornered
- Grab handle at second entry (per floorplan)
- Rain guttering, molded w/drip spouts
- Polished aluminum fender skirts
- Large bay front windows
- Stabilizer jacks (4)
- TV antenna w/cable interior/exterior hook-ups

STANDARD INTERIOR FEATURES

- Grace Cherry interior wood
- Congoleum woodplank linoleum flooring
- La-Z-Boy® Recliners (per floorplan)
- Residential furniture
- TV antenna with signal booster
- Cable hook-up with RG-6 coax cabling
- Valance and decorative curtains
- Solid doors throughout all units
- Large dinette tabletop
- Night shades in living area and bedroom
- Single piece thermofoil countertop with Waterfall edge
- Full sized residential refrigerator
- 3-Burner range w/ 9,000 BTU superburner™
- Convenient breakfast bar in all models
- Kitchen drawers with full extension metal ball bearing drawer guides
- Easy-view extra large picture window at dinette
- Residential style lighting above dinette w/ wall sconces
- Silverware drawer
- Under-bed storage, bed lifts easily on gas struts
- Designer decorative headboard
- Skylight above bath and shower
- Shower with glass doors
- LED lighting
- Marine toilet with foot flush
- Large sink in bathroom
- Medicine cabinet w/ mirror
- Bathroom power roof vent

STANDARD HEAT, WATER AND POWER EQUIPMENT

- Roto-cast holding tanks
- Washer/dryer prep (39MKTS)
- 35K BTU Auto-ignition furnace with wall thermostat
- 110V G.F.C.I. Protected exterior receptacle
- 50-Amp electric service
- 12V demand water pump
- Systems monitor panel
- Hook-up for city water
- Double 30-lb. propane gas bottles w/ regulator and ABS cover
- Water heater by-pass winterization kit

FOR YOUR SAFETY

- Smoke alarm
- Fire extinguisher
- Dead-bolt lock on entry door
- LP/CO₂ gas detector
- Fire escape windows

POPULAR OPTIONS

- Heated-enclosed underbelly (N/A non-self contained option)
- Second 13.5 BTU A/C
- Remote operated power electric awning w/ LED light
- Spare tire w/tire carrier and cover
- Non-self contained (residential toilet, fresh water tank and pump, direct dump w/no black or grey tanks)
- Full size exterior camp kitchen (40BHTS only)
- Free standing dining table w/extension and chairs
- Fireplace in living room
- Detachable hitch
- State Seal (Nebraska, Oregon, Washington)
- Coach-net roadside assistance (one year - included for free!)



DESTINATION EDITION PACKAGE

- 15,000 BTU DUCTED A/C
- TRI FOLD HIDE A BED SOFA
- 10 GALLON G/E DSI WATER HEATER
- 32" FLAT SCREEN LED TV AND SWING ARM BRACKET
- UNDER MOUNT DUAL DEEP BASIN KITCHEN SINK W/ SINK COVERS
- BLUETOOTH STEREO W/ CD, DVD, MP3, SD, USB AND AM/FM RADIO
- GLASS STEP-IN SHOWER W/ ABS SURROUND
- MOSAIC TILE BACKSPLASH
- STAINLESS STEEL LIGHTED VENT HOOD
- FLUSH MOUNT STAINLESS STEEL 3 BURNER RANGE WITH BI-FOLD GLASS RANGE TOP
- STAINLESS STEEL OVEN
- STAINLESS STEEL DIGITAL MICROWAVE
- LIVING ROOM & MASTER BEDROOM CEILING FANS W/ WALL SWITCH
- SERTA SLEEP SYSTEM MATTRESS
- SPORT WHEEL PACKAGE (SILVER E-COAT SPORT WHEELS WITH CHROME HUBS AND LUGS)
- KITCHEN BAR STOOLS
- BLACK TANK FLUSH
- OUTSIDE MARINE GRADE SPEAKERS (2)

To learn more about Coachmen RV and our products and see how Coachmen is leading the great outdoors, visit www.coachmenrv.com
Coachmen Industries 423 N. Main St.,
Middlebury, IN 46540
Phone: 574-825-5821

All information contained in this brochure is believed to be accurate at the time of publication. However, during the model year, it may be necessary to make revisions and Forest River, Inc., reserves the right to make all such changes without notice, including prices, colors, materials, equipment and specifications as well as the addition of new models and the discontinuance of models shown in this brochure. Therefore, please consult with your Forest River dealer and confirm the existence of any materials, design or specifications that are material to your purchase decision.



© Copyright 2018 Catalina, Coachmen RV, a Division of Forest River Inc.,
A Berkshire Hathaway company. All Rights Reserved



Learn More
Scan this barcode using a QR Reader on your smart phone to learn more about Forest River.



A Berkshire Hathaway company.