



# CHAPARRAL

## LITE & MID-PROFILE CONSTRUCTION & FEATURE OVERVIEW



# CHAPARRAL *Lite*

# CHAPARRAL

HANDS DOWN, THE MOST FEATURE PACKED LITE & MID-PROFILE 5TH WHEEL AVAILABLE TODAY.



Learn More  
Scan this barcode using  
a QR Reader on your  
smart phone to learn  
more about Forest River.



A Berkshire Hathaway company.



## TOW-ABILITY, DESIGN, QUALITY

THERE'S A REASON WHY A CHAPARRAL® IS MORE MANEUVERABLE THAN ALL OTHER 5TH WHEELS OF COMPARABLE SIZE. THERE'S A REASON WHY OUR DESIGNERS SPEND SO MUCH TIME INSIDE AND OUTSIDE OF OUR FIFTH WHEELS (TAKING THE TIME TO TALK WITH PEOPLE WHO USE THEM). AND THERE'S A REASON WHY WE'VE INVESTED SO HEAVILY IN TECHNOLOGY, EQUIPMENT, AND MODERN MATERIALS THAT ENSURES THE QUALITY OF OUR FIFTH WHEELS...

- ◆ **TOW-ABILITY** WE BELIEVE THAT A NATURAL TOWING EXPERIENCE {ONE IN WHICH YOU CAN FORGET THAT YOU'RE ACTUALLY PULLING AN RV} CAN BE ACHIEVED THROUGH GREAT AERODYNAMICS, ENGINEERING, AND THE USE OF MODERN, LIGHTWEIGHT {BUT MORE ROBUST} BUILDING MATERIALS. WITH THE ADVENT OF CHAPARRAL'S TURN-TEC™ ENGINEERING AND AZDEL® COMPOSITES, WE'VE TAKEN TOW-ABILITY TO A WHOLE NEW LEVEL.
- ◆ **DESIGN** IN PRODUCT DESIGN, WE STRIVE TO CREATE INTERIORS THAT FEEL RESIDENTIAL AND EXTERIORS THAT EXCITE. AS AVID CAMPERS, AND BECAUSE WE LISTEN TO OUR CUSTOMERS, WE DESIGN PRODUCTS THAT ARE FUNCTIONAL, PRACTICAL, AND EASY TO USE.
- ◆ **QUALITY** FOR OVER 50 YEARS COACHMEN HAS INVESTED IN STATE OF THE ART FACILITIES AND TECHNOLOGY THAT PROMOTES EFFICIENT, QUALITY-FOCUSED WORK. EVERY RV IS PUT THROUGH A SERIES OF INSPECTIONS BY BOTH UNCOMPROMISING MACHINES AND HUMANS ALIKE, WITH THE GOAL OF MAKING EVERY CHAPARRAL THE VERY BEST ONE THAT WE CAN BUILD. IN 2016 CHAPARRAL WAS AWARDED THE RVDA® DSI QUALITY CIRCLE AWARD BASED ON DEALER SATISFACTION OF OUR QUALITY OF PRODUCTS AND SERVICES.



## EXPLORE THE DIFFERENCE



## Notes



## GREATEST VALUE FOR ALL

CHAPARRAL OFFERS A VARIETY OF 5TH WHEELS CATERING TO MOST ALL CUSTOMER NEEDS, AS WELL AS A VAST RANGE OF AFFORDABLE PRICE POINTS, WEIGHTS, AND LENGTHS. WHETHER THE PRIORITY IS TOWING WITH A 1/2 TON TRUCK, OR SLEEPING A FAMILY OF TEN, CHAPARRAL HAS NEARLY EVERY 5TH WHEEL CUSTOMER NEED COVERED.

ALL CHAPARRAL SERIES ARE CONSTRUCTED ON THE SAME PRODUCTION LINE WITH THE SAME CORE CONSTRUCTION METHODS AND HIGH QUALITY MATERIALS. THIS CLEAR ADVANTAGE PROVIDES CONSISTENT RELIABILITY, INCREASED R-RATINGS, AND IMPROVED TOWING ADVANTAGES THROUGHOUT OUR ENTIRE PRODUCT RANGE.

## CHAPARRAL LITE & MID-PROFILE {MID} PRODUCT LINES

- ◆ **CHAPARRAL LITE** FIFTH WHEELS ARE FULLY FEATURED AND OFFER LUXURIOUS THREE SLIDE FLOOR PLANS BUILT WITH A LOWER PROFILE AND WEIGHT DESIGNED FOR 1/2 TON AND 3/4 TON TRUCKS.
- ◆ **CHAPARRAL MID-PROFILE** IS DESIGNED WITH 3/4 TON GAS AND DIESEL TRUCKS IN MIND, COMBINING GREAT TOW-ABILITY AND LIGHTER WEIGHT, WITH THE SPACIOUSNESS, LUXURY, AND MULTITUDE OF FEATURES TYPICALLY FOUND IN MUCH HIGHER PRICED FIFTH WHEELS.

## EXPLORE THE DIFFERENCE



**CHAPARRAL**



**CHAPARRAL**  
*Lite*

# TURN-TEC™ ENGINEERING & FRONT CAP

CHAPARRAL PRIDES ITSELF ON PROVIDING BEST IN CLASS TOWING. WITH A CHAMFERED FRAME AND AN AGGRESSIVE CAP DESIGN, CHAPARRAL IS ABLE TO ACHIEVE AN INDUSTRY LEADING 90° TURNING RADIUS\*. THIS INCREDIBLE MANEUVERABILITY IS COMBINED WITH ONE OF THE MOST AERODYNAMIC CAP DESIGNS EVER FOUND ON A 5TH WHEEL! IN ADDITION, THE FRONT OF OUR UNITS STAND OUT AMONG THE COMPETITION BECAUSE OF THEIR WHITE COLOR, WHICH REFLECTS HEAT AND WON'T FADE OVER TIME.

- ◆ 90° TURNING RADIUS\*
- ◆ AERODYNAMIC DESIGN
- ◆ WHITE CAP WON'T FADE IN THE SUN
- ◆ REFLECTS HEAT AWAY FROM THE 5TH WHEEL

## THE DIFFERENCE MAKERS



CHAMFERED FRAME



SHORT BED FRIENDLY\*

\*= WITH MANY OF TODAY'S 6FT. BED (OR LARGER) TRUCKS — SEE DEALER FOR DETAILS.

Notes

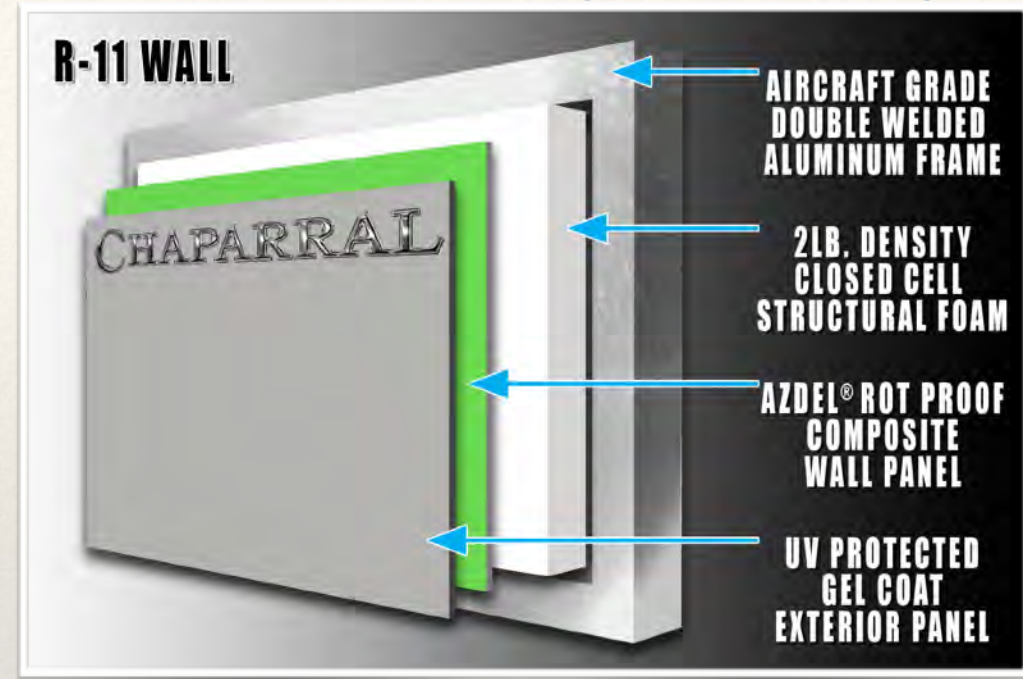



# AZDEL® COMPOSITE BACKED SIDEWALLS

**SIDEWALL DE-LAMINATION AND WATER DAMAGE EQUAL BIG HEADACHES FOR RIVERS. THIS IS WHY CHAPARRAL HAS INCORPORATED AZDEL® COMPOSITE PANELS FOR OVER 10 YEARS, VIRTUALLY ELIMINATING THESE PROBLEMS. AZDEL® IS IMPERVIOUS TO MILDEW, ROT, AND MOLD, WITH THE ADDED BENEFIT OF BEING 50% LIGHTER THAN WOOD, WHILE ACHIEVING 3X THE INSULATION VALUE.**

**DURING OUR 2-STEP LAMINATION PROCESS, AZDEL® IS VACUUM BONDED TO DOUBLE WELDED AIRCRAFT GRADE ALUMINUM AND 2 LB., CLOSED CELL BLOCK FOAM INSULATION... CREATING ONE OF THE STRONGEST AND LONGEST LASTING SIDEWALLS IN THE RV INDUSTRY.**

- ◆ **AMERICAN MADE**
- ◆ **50% LIGHTER THAN LUAN**
- ◆ **3X THE INSULATION VALUE OF WOOD**
- ◆ **IMPERVIOUS TO MILDEW, ROT, AND MOLD {UNLIKE LUAN}**
- ◆ **VIRTUALLY ELIMINATES DE-LAMINATION {VOID OF MOISTURE}**
- ◆ **DOUBLE WELDED, AIRCRAFT GRADE ALUMINUM FRAMED**
- ◆ **2-STEP LAMINATION {VACUUM BONDED}**
- ◆ **2 LB., CLOSED CELL BLOCK FOAM INSULATION {HIGH DENSITY}**



## EXTERIOR SIDE WALL



## DEXTER® AXLES & SUSPENSION

CHAPARRAL PROUDLY EQUIPS ALL CHAPARRALS WITH DEXTER® AXLES, WHICH ARE MANUFACTURED RIGHT HERE IN THE USA. DEXTER® HAS LEAD THE INDUSTRY IN AXLE DESIGN FOR OVER 50 YEARS, WITH OVER 45 MILLION AXLES INSTALLED. WE UTILIZE THEIR 7,000 LB. AXLE ON MOST MIDS AND 5,100 LB. ON ALL OF THE REST. DEXTER'S E-Z FLEX® SUSPENSION SYSTEM (STANDARD ON MIDS/OPTIONAL ON LITES) REDUCES 80% OF VERTICAL ACCELERATION WHEN COMPARED TO A STANDARD EQUALIZER.



- ◆ MADE IN THE USA!
- ◆ 7,000 LB. OR 5,100 LB. AXLES (7,000 LB. 360IBL AND LARGER - 5,100 LB. 336TSIK AND SHORTER)
- ◆ E-Z FLEX® SUSPENSION (STD. MIDS/OPT. LITES)
- ◆ 5 YEAR WARRANTY + LIFETIME WELD WARRANTY\*

\*= EFFECTIVE FOR MODELS PRODUCED AFTER SEPTEMBER 1, 2016

## UNOBSTRUCTED PASS THROUGH & DOCKING STATION

CHAPARRAL HAS DELIBERATELY DESIGNED THE LARGEST AND MOST FUNCTIONAL PASS THROUGH STORAGE IN ITS CLASS (FREE OF BLACK VERTICAL PIPES AND OBSTRUCTIONS). FIRST, YOU'LL FIND A DOCKING STATION PROVIDING MOST MAINTENANCE AND HOOK UP FUNCTIONS IN ONE CONVENIENT LOCATION. NEXT, WE'VE INCLUDED A 110V OUTLET, 12V BATTERY DISCONNECT, AND CABLE/SATELLITE HOOKUPS. FINALLY, WE ARE ONE OF VERY FEW MANUFACTURERS WHO INSULATES THEIR ENTIRE UPPER DECK WITH 97% REFLECTIVE RADIANT BARRIER®.

- ◆ LARGER PASS THROUGH, UNOBSTRUCTED (FREE OF BLACK VERTICAL PIPES)
- ◆ CONVENIENT DOCKING STATION/WATER MANAGEMENT
- ◆ 97% REFLECTIVE RADIANT BARRIER®
- ◆ 110V OUTLET, TOOL STORAGE, AND CABLE TV HOOKUP
- ◆ 12V BATTERY DISCONNECT AND BLACK TANK FLUSH
- ◆ THICK INSULATED DOORS W/ METAL SLAM LATCHES (MAGNET LATCH, MIDS)

## THE DIFFERENCE MAKERS



391QSMB & 392MBL TRIPLE DOOR PASS THRU

CONVENIENCE DOCKING STATION



## ELECTRIC AWNING & ENT. CENTER

AN AWNING IS ONE OF THE MOST IMPORTANT FEATURES ON A RV; IT ALLOWS CUSTOMERS THE ABILITY TO SPEND MORE TIME OUTDOORS WHILE PROTECTING THEM FROM THE ELEMENTS. OUR ELECTRIC AWNING ALLOWS USERS THE SIMPLICITY OF A ONE TOUCH BUTTON TO FULLY EXTEND AND RETRACT. ADDITIONALLY, OUR CUSTOMERS WILL EASILY FIND THEIR WAY BACK TO BASE CAMP WITH OUR BRIGHT WHITE LED AWNING STRIP. WHILE UNDER THE AWNING, YOU'LL NEVER MISS THE GAME WITH OUR UNIQUE OUTSIDE TV BRACKET {MIDS} AND ALL-WEATHER LED BACKLIT SPEAKERS.

- ◆ FULLY AUTOMATIC ELECTRIC AWNING {ONE TOUCH}
- ◆ CLEAR, BRIGHT WHITE LED STRIP
- ◆ ALL-WEATHER LED OUTSIDE SPEAKER SYSTEM
- ◆ OUTSIDE TV BRACKET {MIDS}

## BOLT ON ACCESSORY RECEIVER BRACKET PREP

STORAGE IS AN IMPORTANT CONCERN FOR ANY RV BUYER, AND AT CHAPARRAL WE HAVE WORKED HARD TO EXCEED OUR CUSTOMERS' EXPECTATIONS; FOR THAT REASON, WE'VE INCLUDED {STANDARD} IN EACH MODEL, BOLT ON ACCESSORY RECEIVER PREP. THESE BOLT ON BRACKETS WORK IN COORDINATION WITH OUR OPTIONAL 2" ACCESSORY RECEIVER, CAPABLE OF 300 LB. TONGUE CAPACITIES.


\*BIKE RACK AND BICYCLES ARE SHOWN FOR DEMONSTRATION USE ONLY.

\*2" ACCESSORY RECEIVER HITCH IS OPTIONAL.

- ◆ STANDARD BOLT ON ACCESSORY RECEIVER PREP
- ◆ DURABLE WELDED/BOLT ON STEEL COMPONENTS
- ◆ EASILY REMOVABLE
- ◆ AVAILABLE W/ 2" ACCESSORY RECEIVER HITCH OPTION  
{300 LB. TONGUE CAPACITY}

Notes

## THE DIFFERENCE MAKERS





## BACK-UP CAMERA PREP

SAFETY COMES FIRST, AND CHAPARRAL HAS PROVIDED CONVENIENT PRE-INSTALLED AND PRE-WIRED PREP FOR A BACK UP CAMERA SYSTEM, STANDARD IN ALL CHAPARRAL SERIES. THE CAMERA SYSTEM ITSELF IS AVAILABLE DIRECT FROM WAY INTER GLOBAL NETWORK® ([WAYINTERGLOBAL.COM](http://WAYINTERGLOBAL.COM)). OUR PREP IS DESIGNED FOR MODEL CL-718W-D 7, WHICH PROVIDES WIRELESS OPERATION UP TO 30 METERS, UP TO FOUR SPLIT SCREEN CAPABILITY, AND OPTIONAL RECORDING WITH SD CARD FOR SECURITY.

- ◆ PRE-INSTALLED AND PRE-WIRED {VIA RUNNING LIGHTS}
- ◆ WORKS WITH OPT. MODEL CL-718W-D 7
- ◆ CAMERA SYTEM AVAIL. AT [HTTPS://WWW.WAYINTERGLOBAL.COM/STORE/](https://www.wayinterglobal.com/store/)
- ◆ OR CALL TO ORDER: 1-574-971-4490

## KING/JACK® 360° HDTV ANTENNA

- ◆ EFFORTLESS ANTENNA ROTATION — EASILY ROTATE ANTENNA WITH TWO FINGERS. 360 DEGREE ROTATION FOR NO DEAD SPOTS
- ◆ NO CRANK HANDLE — FIXED HEIGHT REQUIRES NO CRANKING UP OR DOWN. NO NEED TO REMEMBER TO STOW ANTENNA BEFORE DRIVING AWAY
- ◆ GREATLY IMPROVED UHF RECEPTION — SUPERIOR RECEPTION OF UHF SIGNALS WHERE OVER 80% OF NEW DTV CHANNELS ARE BROADCAST, ALSO OFFERS GREAT RECEPTION OF REMAINING VHF CHANNELS
- ◆ COMPACT, AERODYNAMIC DESIGN — AERODYNAMIC MOUNT OFFERS SUPERIOR WIND RESISTANCE, IS 70% SMALLER AND REQUIRES LESS ROOF SPACE THAN TRADITIONAL RV ANTENNAS

Notes

# THE DIFFERENCE MAKERS



BACK-UP CAMERA PREP



KING/JACK® ANTENNA



# THE DIFFERENCE MAKERS

MANY OF CHAPARRAL'S NEW OUTSIDE KITCHENS/ENTERTAINMENT CENTERS HAVE BEEN COMPLETELY REDESIGNED WITH DURABLE STEEL COMPONENTS, A SLIDE OUT STAINLESS STEEL CAPITAL™ GRILL {WHICH TIES DIRECTLY INTO OUR LP QUICK DISCONNECT}, A SLIDE OUT PREP TABLE, FRIDGE, AND PREP FOR OUR OPTIONAL 50" LED HDTV\* {BRACKET IS STANDARD}.

- ◆ 50" TV PREP\* { BRACKET STANDARD}
- ◆ 50" LED HDTV OPTION\* {RV TESTED}
- ◆ STAINLESS CAPITAL™ GRILL\* {TIES INTO LP QUICK DISCONNECT}
- ◆ SLIDE OUT PREP TABLE\*
- ◆ 110V FRIDGE\*
- ◆ DUAL USB CHARGING STATION\*, EXTRA 110V OUTLETS\*, AND LED LIGHTING\*



AVAILABLE IN 285RLS, 298RLS, 391QSMB, 392MBL, AND 373MBRB \* = WHERE APPLICABLE



## COLEMAN MACH AIR®

PEACEFUL, QUIET COMFORT IS KEY IN ALL CHAPARRALS, SO WE ONLY USE COLEMAN MACH AIR® AIR CONDITIONERS, PROVIDING THE HIGHEST COOLING OUTPUT MONEY CAN BUY {LOWER VOLUME, BUT HIGHER OUTPUT}.

50 AMP SERVICE WITH WIRING, FRAMING, DUAL ZONE CONTROLLER, AND 2ND A/C DUCTED PREP IS STANDARD EQUIPMENT ON ALL CHAPARRAL SERIES. IN ADDITION, WE PROVIDE AN UPGRADED 15K LIVING ROOM A/C STANDARD IN MIDS {OPT. LITES}, AND A 13.5K BEDROOM UPGRADE AS A CONVENIENT OPTION.

- ◆ HIGHEST COOLING OUTPUT IN ITS CLASS
- ◆ LOWER VOLUME/HIGHER OUTPUT THAN COMPETITORS
- ◆ 50 AMP 2ND A/C PREP, WIRING, AND DUAL ZONE CONTROLLER ARE STANDARD EQUIPMENT IN ALL CHAPARRAL SERIES
- ◆ COMBINED AND INSULATED A/C DUCTING  
{LIVING AND BEDROOM DUCTING IS COMBINED!}

## TPO ROOF WITH 12 YEAR WARRANTY {TPO = THERMOPLASTIC OLEFIN}

OUR DESIGN TEAM IS CONTINUOUSLY RESEARCHING BUILDING MATERIALS THAT CAN IMPROVE OUR CUSTOMERS' OWNERSHIP EXPERIENCE AND THE LONGEVITY OF THEIR INVESTMENT. OUR NON-FELT BACKED TPO MEMBRANE ELIMINATES BLACK STREAKS BECAUSE OF ITS SOLID COLOR THROUGH AND THROUGH. TPO ALSO REMAINS FLEXIBLE, MAINTAINING UV, CRACKING, AND HAIL RESISTANCE THROUGH ITS ENTIRE LIFETIME {EVEN WITHOUT COSTLY ADD-ON ROOF MEMBRANE SEALERS, WHICH ARE NOT REQUIRED}.

- ◆ NO BLACK STREAKS {SOLID COLOR THROUGHOUT}
- ◆ NOT AFFECTED BY ENVIRONMENTAL CONTAMINANTS
- ◆ UV, CRACK, AND HAIL RESISTANT THROUGHOUT LIFETIME
- ◆ NO COSTLY SEALERS OR SPECIAL CLEANERS REQUIRED!
- ◆ 12 YEAR WARRANTY ON MEMBRANE

# THE DIFFERENCE MAKERS





## WEATHER SHIELD+™ {ALL SERIES!}

CHAPARRAL'S WEATHER SHIELD+™ INSULATION SYSTEM IS THE CULMINATION OF THE LATEST IN AEROSPACE TECHNOLOGY COMBINING RADIANT BARRIER® PROTECTION ALONG WITH MODERN INSULATION MATERIALS SUCH AS CLOSED CELL BLOCK FOAM, AZDEL® COMPOSITES, AND RESIDENTIAL BATTEN INSULATION; THIS CREATES A WEATHER BARRIER THAT SHIELDS THE ENTIRE INTERIOR OF ALL CHAPARRALS. THIS IMPROVES COMFORT AND ENERGY EFFICIENCIES WHILE EXTENDING OUR CUSTOMERS' CAMPING SEASON... A CHAPARRAL EXCLUSIVE!

- ◆ CHAPARRAL EXCLUSIVE DESIGN
- ◆ RADIANT BARRIER® USED THROUGHOUT ROOF, FRONT AND REAR WALL, UNDERBELLY, SLIDE END PANELS, MAIN SLIDE FLOOR, SLIDE ROOF, UPPER DECK, AND UNDERBELLY
- ◆ AZDEL® COMPOSITE PANELS {3X THE INSULATION OF LUAN}
- ◆ HIGHER DENSITY 2 LB. BLOCK FOAM INSULATION {SIDEWALLS & FLOOR}
- ◆ BATTEN INSULATION, USED IN COMBINATION WITH RADIANT BARRIER® {ROOF, CAP, REAR WALL, SLIDE END PANELS}

## NEW, ALUMI-TREAD® HYBRID STEPS

ALUMI-TREAD® HYBRID STEPS FEATURE STRONG, PROVEN STEEL LINKAGE AND ATTRACTIVE ALUMINUM TREADS WITH ANTI-SLIP RUBBER GROOVES FOR EXCELLENT TRACTION. LIGHTWEIGHT ALUMINUM STEP TREADS RESIST RUST, ENSURING LONG-LASTING DURABILITY. THE ALUMI-TREAD STEP® LENDS A CLEAN, MODERN APPEARANCE TO CHAPARRAL AND CONSISTENT, SMOOTH OPERATION FOR MANY YEARS TO COME.

- ◆ LIGHTWEIGHT WITH SLEEK, EURO-STYLE DESIGN
- ◆ DURABLE ALUMINUM TREADS {WON'T RUST}
- ◆ ANTI-SLIP RUBBER GROOVES
- ◆ STRONG STEEL LINKAGE
- ◆ 3 TO 4 STEP MODELS BASED ON I-BEAM SIZE {12" I-BEAM = 4 STEP}

## THE DIFFERENCE MAKERS





## ABUNDANT REFRIGERATOR CONFIGURATIONS

CHAPARRAL PROVIDES ONE OF THE MOST DIVERSE REFRIGERATOR OFFERINGS AVAILABLE TODAY. WE HAVE AN OPTION FOR EVERY SIZE FAMILY AND NEED. IF DRY CAMPING IS YOUR THING, WE PROVIDE A GAS/ELECTRIC 8 CUBIC FT. {STD. LITES/ MIDS}, ALL THE WAY UP TO A 12 CUBIC FT. SIDE-BY-SIDE OPTION. NEW IS OUR 10 CUBIC FT. 12V OPTION, AND IF DESTINATION CAMPING IS YOUR GOAL, WE OFFER A BEAUTIFUL 14.7 CUBIC FT. FRENCH DOOR OPTION WITH DUAL FREEZER DRAWERS AND A 1,000 WATT PURE SINE WAVE INVERTER FOR EXTENDED COOLING EFFICIENCIES.

- ◆ 8 CUBIC FT. STANDARD IN LITES AND MIDS
- ◆ 10 CUBIC FT. 12V AVAILABLE IN ALL LITES & MIDS
- ◆ 12 CUBIC FT. AVAILABLE ON:
  - ALL MID-PROFILES (N/A LITES AND 360IBL)
- ◆ 14 CUBIC FT. RESIDENTIAL AVAILABLE ON:
  - ALL MID-PROFILES (N/A LITES AND 360IBL)

## 30" RESIDENTIAL MICROWAVES {MIDS}

A 5TH WHEEL KITCHEN SHOULDN'T BE A COMPROMISE, AND CHAPARRAL IS LEADING THE PACK WITH OUR TRUE RESIDENTIAL 30" MICROWAVE, A STANDARD FEATURE IN ALL MID-PROFILES (N/A LITE).

- ◆ TRULY RESIDENTIAL
- ◆ LARGEST IN CLASS
- ◆ MIDS FEATURE A MODERN, ONE-PIECE BACKSPLASH TOO!



30" RESIDENTIAL MICROWAVE



## THE DIFFERENCE MAKERS

14.7 CUBIC FT. RESIDENTIAL OPTION



## LED LIGHTING

LED LIGHTING IS THE WAY OF THE FUTURE, LASTING UP TO 50 TIMES LONGER THAN A STANDARD INCANDESCENT BULB. AND THAT IS WHY IT IS FOUND THROUGHOUT ALL CHAPARRAL 5TH WHEELS. NOT ONLY ARE LEDS BRIGHTER THAN THEIR INCANDESCENT COUNTERPARTS, BUT THEY ALSO SAVE ENERGY, DRAWING LESS POWER FROM THE BATTERY. CHAPARRAL FEATURES LED LIGHTING IN ALL ROOMS, CLOSETS, AND PANTRIES, WITH ATTRACTIVE PUCK LIGHTING IN LIVING AREAS; THIS LENDS A MUCH MORE RESIDENTIAL, HIGH END APPEARANCE.

- ◆ SIGNIFICANTLY BRIGHTER
- ◆ LESS DRAW ON BATTERY
- ◆ HIGHER END PUCK STYLE LIGHTING AND NEW MOTION SENSOR LIGHTS IN SELECT AREAS.
- ◆ LASTS UP TO 50 TIMES LONGER THAN INCANDESCENT

## RESIDENTIAL WINDOW TREATMENTS\*

THE STANDARD FOR RV DECOR HAS BEEN A HARD, STATIONARY VALANCE WITH SOLID LEGS. THIS LOOK IS NO LONGER FOUND IN RESIDENTIAL HOMES. ALL CHAPARRAL LITES AND MIDS FEATURE MODERN, RESIDENTIAL FINIALS AND RODS WITH ALL FABRIC VALANCES AND LEGS, WHICH ARE EASILY REMOVABLE AND NOT MADE WITH ANY WOOD BACKING. THIS WAY CUSTOMERS CAN REPLACE THEM IF THEY DESIRE A CHANGE, AND IF THEY BECOME DIRTY, THE CURTAINS CAN EASILY BE EASILY REMOVED FOR DRY CLEANING.\*

\*= WHERE APPLICABLE

- ◆ RESIDENTIAL FINIALS AND RODS
- ◆ EASILY REMOVABLE
- ◆ DRY CLEAN SAFE

Notes

## THE DIFFERENCE MAKERS

### LED PUCK LIGHTING





DELUXE ENTERTAINMENT CENTER

ALL CHAPARRAL SERIES/MODELS HAVE BEEN REDESIGNED TO INCLUDE A DELUXE ENTERTAINMENT CENTER THAT CAN ACCOMMODATE AN OPTIONAL 50" - 55" LED HDTV {SIZE BASED ON MODEL}, AM/FM, CD, DVD PLAYER WITH BLUETOOTH, STORAGE, AND OPTIONAL 36" WIDE FIREPLACE.

- ◆ TV BRACKET IS STANDARD
- ◆ ACCOMMODATES 50" - 55" LED TV {OPTIONAL, AND SIZE IS BASED ON MODEL}
- ◆ ACCOMMODATES 36" WIDE OPTIONAL FIREPLACE

36" WIDE ELECTRIC FIREPLACE OPT. {OVER 5,000 BTU}

ALL CHAPARRAL SERIES/MODELS HAVE BEEN REDESIGNED TO ACCOMMODATE OUR NEW OPTIONAL 36" WIDE FIREPLACE. THIS WIDER ELECTRIC FIREPLACE DESIGN HAS OVER 5,000 BTU OUTPUT, PROVIDING A LARGE BUILT-IN ELECTRIC SPACE HEATER, AND ALTERNATIVE HEATING SOURCE VS. PROPANE {CONSERVING FUEL FOR WHEN IT'S NEEDED MOST}. THE DRY HEAT PRODUCED FROM THIS HEATER ALSO HELPS TO ELIMINATE CONDENSATION ON WINDOWS.

- ◆ 36" WIDE DESIGN
- ◆ OVER 5,000 BTU OUTPUT
- ◆ ELECTRIC HEAT OPTION FOR SAVING PROPANE
- ◆ DRY HEAT HELPS EVAPORATE MORNING DEW/CONDENSATION

Notes

THE DIFFERENCE MAKERS



50"- 55" DELUXE ENTERTAINMENT CENTER



## LARGE, CROSS-BREEZE FRIENDLY WINDOWS

MOST MANUFACTURERS WILL SKIMP IN THIS LOCATION AND UTILIZE NARROW, STATIONARY WINDOWS. CHAPARRAL HAS REJECTED THIS STANDARD UTILIZING LARGE, FUNCTIONAL WINDOWS. CUSTOMERS CAN OPEN OPPOSING WINDOWS ON RL'S FOR A COOL BREEZE ACROSS THE REAR OF THE COACH AND A BETTER VIEW OF THEIR FAVORITE CAMPSITE.

\*= WHERE APPLICABLE

- ◆ LARGE, FUNCTIONAL WINDOWS
- ◆ ENABLES CROSS-BREEZE
- ◆ BETTER VIEW OF THE GREAT OUTDOORS!

## 78" THOMAS PAYNE® TRI-FOLD MEMORY FOAM SOFA

THE REAR SOFA ON A COACHMEN CHAPARRAL REDEFINES WHAT AN RV ENTHUSIAST SHOULD EXPECT OUT OF RV FURNITURE. LONG ENOUGH TO STRETCH OUT AND COMFORTABLE ENOUGH TO SLEEP ON, THIS LARGE SOFA IS AN AFTERNOON NAP WAITING TO HAPPEN. THIS SOFA ALSO CONVERTS INTO A NEAR KING SIZE BED WITH A MEMORY FOAM MATTRESS. FINALLY, ON EITHER SIDE OF THE SOFA IS AN END TABLE WITH CUP HOLDERS, DUAL USB CHARGING STATION, AND AN EASILY ACCESSIBLE 110V OUTLET FOUND ON BOTH SIDES OF THE SEATING AREA.

- ◆ DURABLE METAL FRAMED HIDE-A-BED (NO UNCOMFORTABLE SUPPORT RODS)
- ◆ LARGEST IN CLASS (NEARLY KING SIZE WHEN UNFOLDED)
- ◆ COMFORTABLE MEMORY FOAM ACROSS ENTIRE HAB SLEEPING SURFACE

Notes

## THE DIFFERENCE MAKERS





ABUNDANT BATHROOM APPOINTMENTS

A LARGE AND FUNCTIONAL BATHROOM ADDS TREMENDOUS VALUE TO A HOME, AND WE HAVE APPLIED THIS CONCEPT TO EACH OF OUR NEW CHAPARRALS. MIDS INCLUDE A WALK-IN SHOWER WITH SEAT AND SLIDING GLASS DOORS\*. LITES INCLUDE A LARGE RADIUS GLASS SHOWER\*, WHILE BOTH PROVIDE A LINEN CLOSET WITH EXTRA DEEP STORAGE, LARGE SINK, AND A RESIDENTIAL MEDICINE CABINET WITH A WEALTH OF STORAGE... AND OF COURSE A TOWEL HOLDER. FINALLY, THE LARGE SKYLIGHT ALLOWS IN A MUCH MORE NATURAL LIGHT WHILE INCREASING HEADROOM.

- ◆ LARGE WALK-IN SHOWER WITH SEAT {MIDS\*}
- ◆ LARGE GLASS SURROUND SHOWER
- ◆ DEDICATED HEAT DUCT FOR COOLER DAYS

\*= WHERE APPLICABLE

BLACK LABEL® 60 X 80 PILLOW TOP BED

HIGH QUALITY BEDS CAN MAKE THE DIFFERENCE BETWEEN A GOOD AND BAD DAY, AND THIS IS WHY CHAPARRAL SPARED NO EXPENSE. WE DO SO BY UTILIZING THE LATEST IN HIGH END SLEEPING SYSTEMS FROM BLACK LABEL®, FEATURING STATE-OF-THE-ART PILLOW TOP TECHNOLOGY. CHAPARRAL ALSO DOES NOT UTILIZE A 60"X74" RV-SIZE MATTRESS, BUT INSTEAD OPTS FOR THE FULL 60"X80" VERSION FOUND IN HOMES ACROSS THE COUNTRY. ADDITIONALLY, MOST MID-PROFILE MODELS OFFER A LARGER KING SIZE BED OPTION {72"X80"}.

- ◆ RESIDENTIAL 60" X 80" QUEEN SIZE BED {LIKE HOME}
- ◆ BLACK LABEL® PILLOW TOP COMFORT TECHNOLOGY
- ◆ KING BED OPTIONAL ON SELECT MID-PROFILE MODELS

Notes

THE DIFFERENCE MAKERS



KING BED OPTIONS {MIDS}





# CHAPARRAL CONSTRUCTION OVERVIEW

**FRAME**

**SLIDE ROOMS/SEALS**

**WOODWORK**

**WHEELS & TIRES**

**JACKS, 4/6-POINT**

**COUNTERS & SINKS**

**AXLES**

**SIDEWALLS**

**QC FIRST {IN-HOUSE}**

**SUSPENSION**

**ROOF**

**QC FIRST {3RD PARTY}**

**UNDERBELLY & FLOORS**

**INSULATION**

**WARRANTY**

**DOCKING STATION**

**OWNER PERKS**



# FRAME, WHEELS, TIRES, AXLES, & SUSPENSION

## ◆ ONE PIECE I-BEAM FRAME

- ▶ 8", 10" OR 12" BASED ON MODEL
- ▶ OUTRIGGERS (FOUNDATION) USED TO ATTACH FLOOR TO FRAME
- ▶ CROSS MEMBERS PROVIDE ADDITIONAL SUPPORT

## ◆ WHEELS & TIRES

- ▶ 16" RADIAL TIRES - CHAPARRAL MIDS
- ▶ 15" RADIAL TIRES - LITES
- ▶ ALUMINUM WHEELS STANDARD, SPARE STANDARD
  - ★ 12 MONTH LIONSHEAD "NO EXCUSES GUARANTEE"\*
  - ★ 5 YEAR LIONSHEAD MANUFACTURER'S DEFECT WARRANTY\*
  - ★ OPTIONAL 16" ON LITES

\*= EFFECTIVE WITH MANUFACTURER'S DATE CODE STARTING IN 2016

## ◆ AXLES & SUSPENSION

- ▶ 7,000 LB. DEXTER AXLES® ON MIDS (5,100 LB. ON 298RLS & 336TSIK)
- ▶ 5,100 LB. DEXTER AXLES® ON ALL LITES
- ▶ DEXTER E-Z FLEX® SUSPENSION STANDARD ON MIDS, OPT. LITES
  - ★ 5 YEAR DEXTER AXLE WARRANTY\* (INDUSTRY'S BEST WARRANTY)
  - ★ LIFETIME WELD WARRANTY\* (INDUSTRY'S BEST WARRANTY)
  - ★ 8 LUGS ON 7,000 LB. AXLES/6 LUGS ON 5,100 LB. AXLES

\*= EFFECTIVE WITH MANUFACTURER'S DATE CODE STARTING SEPTEMBER 1, 2016



Notes



# FLOOR & UNDERBELLY

## ◆ FLOOR CONSTRUCTION {MULTI-LAYER - SUPER-BONDED}

- ▶ DAMPENING {BACKED} VAPOR BARRIER {DARCO®}
- ▶ LAMINATED 1/8" PLYWOOD PANEL
- ▶ 2 LB. CLOSED CELL FOAM INSULATION
- ▶ DOUBLE-WELDED ALUMINUM FRAMING
- ▶ IN FLOOR FURNACE DUCTING {GALVANIZED STEEL}
- ▶ DUAL LAYER LAMINATED 1/8" PLYWOOD PANELS {STAGGERED TO ELIMINATE SEAMS}
- ▶ BEAUFLOL CUSHION FLOOR® VINYL FLOORING {7 YEAR COLD CRACK WARRANTY}
- ▶ SHAW R2X® STAIN SHIELD CARPET WITH CARPET PAD IN SELECT AREAS

## ◆ INSULATED UNDERBELLY CONSTRUCTION

- ▶ 1/4" THICK, FLUTED {CORRUGATED} COROPLAST®
  - ★ PROVIDES PROTECTION FROM MICE, ROCKS, AND DEBRIS
  - ★ ACTS AS AN INSULATOR
- ▶ SECTIONALIZED IN 4 X 8' PANELS
  - ★ PROVIDES PROTECTION FROM RODENTS, ROCKS, AND DEBRIS
  - ★ MUCH EASIER TO SERVICE TANKS {NO NEED TO CUT}
- ▶ DUCTED HEAT & INSULATED WITH RADIANT BARRIER® {TANK AREA}
  - ★ RADIANT BARRIER® IS A KEY COMPONENT IN ALL CHAPARRALS WHICH INCLUDE WEATHER SHIELD+™
  - ★ SEALS AND MAINTAINS CONSTANT TEMPERATURE WITHIN 2° F AT GATE VALVE AND TANK AREA
  - ★ ALUMINUM BASED RADIANT BARRIER® ACTS AS A MOUSE BARRIER {RODENTS ARE LESS LIKELY TO CHEW THROUGH ALUMINUM}






# DOCKING STATION/WATER MANAGEMENT

## ◆ CONVENIENT DOCKING STATION FEATURES

- ▶ 110V OUTLET X 2 (GFI)
- ▶ CABLE & SATELLITE HOOK UPS (INDIVIDUAL RG-6 CABLE RUNS)
- ▶ BRIGHT LED LIGHTING
- ▶ OUTSIDE HOT AND COLD SHOWER
- ▶ BLACK TANK FLUSH
- ▶ WATER FILTRATION PREP (MIDS)
- ▶ WATER HEATER BYPASS VALVE\* (MIDS)
- ▶ HEATED AND ENCLOSED REMOTE GATE VALVE CONNECTIONS
- ▶ EASY WINTERIZATION AND TANK FILL CONNECTIONS
- ▶ CLEARLY ETCHED LABELS FOR CONNECTIONS
- ▶ LOCKABLE
- ▶ SYPHON FILL CAPABILITY

\*= WHERE APPLICABLE



CHAPARRAL MID-PROFILE DOCKING STATION

Notes




# SLIDE ROOMS & JACKS

- ◆ **ALL SLIDE ROOMS ARE ELECTRIC & INDEPENDENTLY CONTROLLED**
  - ▶ ALL MAIN SLIDES ARE FLUSH FLOOR + RACK AND PINION {N/A WARDROBE SLIDES}
  - ▶ WARDROBE SLIDES ARE 4-POINT SCHWINTEK® {300 LBS. OR LESS}
  - ▶ ALL MAIN SLIDES CAN BE MANUALLY RETRACTED
  - ▶ TOOLS ARE PROVIDED AND MOUNTED IN PASS-THRU STORAGE
  - ▶ MAIN SLIDES ARE FLUSH FLOOR
- ◆ **MULTIPOINT SLIDES SEALS WITH DUAL SQUEEGEE WIPES**
  - ▶ ALL MAIN SLIDES FEATURE MULTIPOINT BULB SEALS
  - ▶ ALL MAIN SLIDES FEATURE BUILT-IN MOISTURE WICKING WIPES, CORNER COMPRESSION MOLDINGS AND WEEP HOLES
  - ▶ CHAPARRAL WIPES FEATURE “NO MEMORY” TECHNOLOGY MEANING THEY WON’T RETAIN SHAPE WHEN FOLDED OVER FOR LONG PERIODS
- ◆ **ALL JACKS ARE ELECTRIC & GEAR DRIVEN**
  - ▶ FRONT JACKS FEATURE ONE TOUCH OPERATION AND PULL PINS
  - ▶ REAR JACKS FEATURE ONE TOUCH OPERATION
  - ▶ 4/6-POINT ELECTRIC AUTO-LEVEL IS AVAILABLE ON ALL CHAPARRAL SERIES/ MODELS {4/6-POINT OPT. BASED ON MODEL}, PROVIDING INTERIOR OR EXTERIOR CONTROL OF SELF-LEVELING FUNCTIONS WITH THE ABILITY FOR MANUAL OVERRIDE



Notes




# SIDEWALLS

## ◆ SIDEWALL CONSTRUCTION BREAKDOWN {2-STEP/VACUUM BONDED}

- 3M®, UV RESISTANT DECALS
- UV PROTECTED GEL COAT FINISH
- AZDEL® COMPOSITE PANELS
  - ★ 50% LIGHTER THAN WOOD
  - ★ WILL NEVER MILDEW, ROT, AND MOLD
  - ★ INCREASES R-VALUES {SIDEWALL = R11, BEST IN CLASS!}
  - ★ 3 TIMES THE INSULATION OF LUAN PANELS
  - ★ ODORLESS AND FORMALDEHYDE FREE
  - ★ INCREASED SOUNDPROOFING VS. LUAN PANELS
- DOUBLE-WELDED ALUMINUM FRAMING {ETCHED}
  - ★ EVERY OPENING FRAMED {DOORS, WINDOWS, APPLIANCES, ETC...}
  - ★ WOOD INSERTED INSIDE TUBING TO PROVIDE “BITE” FOR SCREWS
- MOISTURE CURED URETHANE ADHESIVE COATING {WATERPROOF!}
- LOCTITE® ADHESIVE APPLIED TO LARGE ALUMINUM TUBES
- 2 LB., CLOSED CELL BLOCK FOAM INSULATION
  - ★ CLOSED CELL FOAM RESISTS MOISTURE
  - ★ PROVIDES MORE STRUCTURAL INTEGRITY THAN 1-1/2 LB. FOAM
  - ★ ALLOWS FOR LONGER VACUUM BOND TIMES UNDER HIGHER PRESSURE
- GALVANIZED STEEL BACKERS AND WOOD INSERTS
  - ★ PROVIDES SUPPORT FOR CABINETS/COAT HOOKS/SECURES SCREWS
- LAMINATED INTERIOR DECORATIVE PANELING




Notes



# ROOF

## ◆ ROOF CONSTRUCTION BREAKDOWN

- TPO {THERMOPLASTIC POLYOLEFIN} ROOF
  - ★ SOLID COLOR THROUGH AND THROUGH {NO BLACK STREAKS}
  - ★ 12 YEAR WARRANTY {WATER CAN'T DAMAGE}
  - ★ MAINTENANCE FREE MEMBRANE {NO DRESSINGS REQUIRED}
- 3/8" FULL WALK ON ROOF SHEATHING
- RADIANT BARRIER® INSULATION
  - ★ SPACE AGE TECHNOLOGY SIMILAR TO THAT USED BY NASA®
  - ★ REFLECTS 97.1% OF HEAT FROM BOTH SIDES
  - ★ MAINTAINS INTERNAL TEMPERATURE WITHIN 2 DEGREES FROM CEILING TO FLOOR
- REINFORCED 5" WOOD TRUSSES, WHICH ARE 16" ON CENTER
  - ★ WOOD TRUSSES DON'T ATTRACT CONDENSATION
  - ★ WOOD HAS THE "MEMORY" ADVANTAGE, WHICH MEANS IT HAS THE ABILITY TO FLEX AND BOUNCE BACK. ALUMINUM WON'T ALLOW FOR THE NATURAL MOVEMENT IN RV ROOF STRUCTURES
  - ★ WOOD TRUSSES INSULATE, ALUMINUM CONDUCTS
  - ★ WOOD TRUSSES OFFER SOME OF THE HIGHEST STRENGTH TO WEIGHT RATIOS OF ANY CONSTRUCTION MATERIAL AVAILABLE TODAY!
- 5" BATTEN INSULATION
- INSULATED AC DUCTS
- INTERIOR DECOR PANELS



Notes



# INSULATION & WEATHER SHIELD +™

**SIDEWALLS = R-11+, ROOF = R-38+, FLOORS {INCLUDING UNDERBELLY} = R-30+, + HEATED UNDERBELLY**

**◆ WEATHER SHIELD +™ SHIELDING CHAPARRAL FROM THE EXTREME**

- ▶ **RADIANT BARRIER® (97.1% REFLECTIVITY) LOCATED IN:**
  - ★ **ROOF, FRONT CAP, REAR WALL, PASS-THRU (UPPER DECK), MAIN SLIDE ROOM FLOORS, SLIDE ROOM END PANELS, SLIDE ROOM ROOF, AND LAMINATED TO THE TOP OF OUR UNDERBELLY UNDERLAYMENT**
  - ★ **RADIANT BARRIER® IMPROVES BOTH HEATING AND COOLING EFFICIENCIES BY REFLECTING HEAT OUT IN THE SUMMER WHILE REFLECTING HEAT BACK IN DURING THE WINTER**
  - ★ **RADIANT BARRIER® HELPS TO PROVIDE A HEATING FLOOR EFFECT BY MAINTAINING AN AVERAGE 2 °F VARIANCE BETWEEN FLOOR AND CEILING**
- ▶ **BATTEN INSULATION LOCATED IN:**
  - ★ **ROOF, FRONT CAP, REAR WALL, AND SLIDE ROOM END PANELS**
  - ★ **CAN BE USED IN COMBINATION WITH RADIANT BARRIER® WITHOUT FEAR OF CONDENSATION BUILD UP SINCE RADIANT BARRIER® IS PERFORATED**
- ▶ **2 LB., CLOSED CELL BLOCK FOAM LOCATED IN FLOORS AND SIDEWALLS**
  - ★ **CLOSED CELL FOAM KEEPS MOISTURE OUT**
  - ★ **2 LB. FOAM PROVIDES IMPROVED STRUCTURAL INTEGRITY**
- ▶ **FULLY DUCTED HEAT TO SEALED, ENCLOSED, AND INSULATED UNDERBELLY, TANKS, AND REMOTE DUMP VALVES**

- ➡ CHAPARRAL HAS BEEN 3RD PARTY 110 °F AND 0 °F TESTED
- ➡ AT 0 °F, THE INTERIOR MAINTAINED AN AVERAGE OF 70 °F
- ➡ AT 110 °F, THE UNIT REMAINED AN AVERAGE OF 76 °F
- ➡ AT 0 °F, THE TANK AREA MAINTAINED AN AVERAGE OF 56 °F





# WOODWORK, CABINETRY, & DRAWERS

- ◆ **REAL HARDWOOD DRAWERS**
  - 75 LB. - 100 LB. FULL EXTENSION DRAWER GUIDES
- ◆ **SOLID WOOD LUMBER CORE CABINET STYLES**
  - STYLES ARE MADE OF REAL WOOD, PRE-DRILLED AND SCREWED
- ◆ **MORTISE & TENON JOINTS USED ON ALL CABINET FACES**
  - PROVEN TECHNIQUE USED FOR THOUSANDS OF YEARS BECAUSE OF ITS SIMPLICITY AND STRENGTH
- ◆ **UNIQUE, HAND RUBBED STAINS USED THROUGHOUT**
  - LOW VOC, WATER BASED STAINS
  - DISTINCTIVE APPEARANCE WITH UNIQUE CHARACTER IN EVERY CHAPARRAL
- ◆ **BUILT-IN WOOD PLATE DIVIDER STORAGE**
  - 285RLS, 30RLS, 298RLS, 336TSIK, 360IBL, 373MBRB, 381RD, 391QSMB, AND 392MBL ONLY



Notes



# COUNTERS & SINKS

- ◆ **STANDARD WITH THERMOFOIL COUNTERTOPS {ALL SERIES}**
  - ▶ SEAMLESS
  - ▶ WATERPROOF
  - ▶ SCRATCH-RESISTANT
  - ▶ WON'T DELAMINATE OVER TIME FROM WEAR AND TEAR
  - ▶ NO T-MOLD INSERTS, WHICH CAN CAUSE COUNTERTOP SWELLING
- ◆ **SOLID SURFACE COUNTERS ARE OPTIONAL IN LITES AND MIDS**
  - ▶ NON-POROUS
  - ▶ EASILY REPAIRABLE
  - ▶ MATCHING SOLID SURFACE SINK COVERS {MIDS ONLY}
  - ▶ MATCHING FLUSH MOUNT STOVE WITH GLASS COVER IN MIDS
- ◆ **50/50 STAINLESS KITCHEN SINKS {ALL SERIES}**
  - ▶ MODERN AND DURABLE, NOT PLASTIC OR ACRYLIC
  - ▶ DEEP ENOUGH FOR A LARGE SPAGHETTI POT
  - ▶ 50/50 DESIGN MAKES IT EASY TO SOAK, WASH, AND RINSE
  - ▶ CONSERVES WATER VS. A SINGLE BASIN STYLE SINK



Notes






# QUALITY FIRST {IN-HOUSE}

◆ CHAPARRAL HAS STRIVED TO PROVIDE A QUALITY FIRST APPROACH, LEADING TO PRIDE IN OWNERSHIP FOR OUR CUSTOMERS AND A 50+ YEAR LEGACY THAT PASSES DOWN THROUGH GENERATIONS OF COACHMEN® OWNERS.

- CHAPARRAL WAS RECENTLY CHOSEN AS A DSI QUALITY AWARD RECIPIENT BASED ON HIGH DEALER SATISFACTION IN OUR PRODUCTS, QUALITY, AND SERVICES
- QUALITY CONTROL PERSONNEL HAVE AUTONOMY TO STOP PRODUCTION AND IMMEDIATELY CORRECT ANY VIOLATIONS
- ALL CHAPARRALS ARE SUBJECTED TO COMPLETE MULTI-POINT SYSTEM CHECKS SUCH AS:
  - ★ WATER PRESSURE TEST - ENSURES NO LEAKS FROM PLUMBING LINES TO WATER TANKS
  - ★ SEAL-TECH® TEST - USES HIGH PRESSURE TO ENSURE ALL UNITS ARE FREE OF SEAL VOIDS IN WINDOWS, SLIDES, DOORS, ETC...
  - ★ LP TEST - USES HIGH PRESSURE TO ENSURE NO LEAKS IN LP TANKS, OR GAS APPLIANCES
  - ★ ELECTRICAL TEST - ENSURES ALL ELECTRICAL SYSTEMS ARE FREE OF SHORTS, CIRCUIT OVERLOADS, AND SAFE FOR OUR CUSTOMERS FOR YEARS TO COME



Notes






# QUALITY FIRST {3RD PARTY PDI}

## ◆ CHAPARRALS ARE SUBJECT TO 3RD PARTY PDI {PRE-DELIVERY INSPECTIONS} AT AN INDEPENDENT TESTING FACILITY

- ▶ THESE TEST RESULTS ARE PROVIDED TO COACHMEN'S PRESIDENT, OUR 5TH WHEEL GM, SM, PLANT MANAGER, GROUP LEADERS, AND ARE FINALLY SHARED WITH OUR PRODUCTION TEAM, BEING POSTED WHERE EACH DEPARTMENT CLOCKS IN DAILY. THESE TESTS ENCOMPASS THE FOLLOWING {AND MUCH MORE}:
  - ★ WATER PRESSURE TEST - ENSURES NO LEAKS FROM PLUMBING LINES TO WATER TANKS
  - ★ SEAL-TECH® TEST - USES HIGH PRESSURE TO ENSURE ALL UNITS ARE FREE OF SEAL VOIDS IN WINDOWS, SLIDES, DOORS, ETC...
  - ★ LP TEST - USES HIGH PRESSURE TO ENSURE NO LEAKS IN LP TANKS, OR GAS APPLIANCES
  - ★ RAIN BOOTH TEST - ENSURES NO WATER CAN ENTER THE UNIT WHILE CLOSED/ OPEN UNDER HIGH INTENSITY RAINFALLS
  - ★ CODE VIOLATION TEST - ENSURES REGULATORY COMPLIANCE OF ALL RVDA, STATE, AND FEDERAL REQUIREMENTS



INDEPENDENT 3RD PARTY PDI INSPECTIONS

Notes







- 
- A speedometer-style gauge with the word "SUPPORT" in the center. The needle points to the "EXCELLENT" mark. The scale includes "VERY POOR", "POOR", "AVERAGE", "GOOD", and "EXCELLENT".



# OWNERSHIP PERKS!

- ◆ FREE ONE YEAR MEMBERSHIP IN THE COACHMEN OWNERS' ASSOCIATION
  - LARGEST CORPORATE SPONSORED CAMPING CLUB IN NORTH AMERICA
- ◆ RV'ING IS EASIER WITH COACHMEN'S TRAVEL EASY™ ROADSIDE ASSISTANCE, INCLUDED FOR THE FIRST YEAR OF OWNERSHIP ON MOST NEW COACHMEN RVs. ADMINISTERED BY COACH-NET®, THIS SERVICE PROVIDES YOU WITH 24/7 COVERAGE FOR THE FOLLOWING SERVICES:
  - TOWING TO THE NEAREST QUALIFIED REPAIR FACILITY
  - DELIVERY OF FUEL AND EMERGENCY FLUIDS
  - CHANGING OF A FLAT TIRE
  - JUMP START FOR A DEAD BATTERY
  - DELIVERY OF LOCKSMITH SERVICES TO YOUR VEHICLE
  - SECURITY IS JUST A PHONE CALL AWAY!
- ◆ TRAVEL EASY™ INCLUDES AN RV TECHNICAL ASSISTANCE HOTLINE GIVING YOU THE PEACE OF MIND THAT A TEAM OF RVDA CERTIFIED RV TECHNICIANS ARE STANDING BY - 24/7.
- ◆ THE RV SERVICE APPOINTMENT ASSISTANCE CAN HELP YOU FIND A QUALIFIED SERVICE CENTER AND SCHEDULE AN APPOINTMENT
- ◆ WITH THE EMERGENCY TRIP INTERRUPTION, YOU CAN REST EASY. IN THE CASE OF A COLLISION, YOU MAY BE ELIGIBLE FOR REIMBURSEMENTS FOR THE RENTAL OF A CAR, FOOD, AND LODGING.
- ◆ AS A TRAVEL EASY™ MEMBER, YOU WILL ALSO RECEIVE THE BENEFITS OF THE 24-HOUR EMERGENCY MESSENGER SERVICE, NATIONWIDE TRIP ROUTING, AND FEE-FREE TRAVELERS CHEQUES.



- ◆ ROADSIDE ASSISTANCE
- ◆ COACHMEN INCLUDES ONE YEAR OF TRAVEL EASY™ EMERGENCY ROADSIDE ASSISTANCE FOR THOSE WHO BUY A NEW COACHMEN RV. ADMINISTERED BY COACH-NET®, THIS SERVICE GIVES COACHMEN OWNERS 24/7 ACCESS TO OPERATIONAL, TECHNICAL AND EMERGENCY ROAD SERVICES, INCLUDING:
  - TOWING
  - JUMP STARTS
  - LOCKOUT SERVICE
  - TIRE CHANGES
  - MOBILE MECHANIC
  - UNLIMITED TECHNICAL ADVICE
  - SO NO MATTER WHERE YOU GO, WE'RE READY TO HELP!





# INTERACTIVE OWNERSHIP PERKS!

ANDROID® & APPLE® READY

## ♦ INTERACTIVE FEATURES

- ▶ FILTER BY CLASSIFICATION
- ▶ ENGLISH AND FRENCH TRANSLATIONS
- ▶ INTERACTIVE TABLE OF CONTENTS
- ▶ LIVE SEARCH POS
- ▶ DOWNLOADABLE SUPPLIER MANUALS
- ▶ RV HOW-TO VIDEOS
- ▶ DOWNLOADABLE PDF VERSION
- ▶ MOBILE APPS FOR ANDROID® APPLE® DEVICES

## ♦ HOW-TO VIDEOS

- ▶ WATER TANK LEVELS
- ▶ CONNECT CITY WATER
- ▶ DE-WINTERIZATION
- ▶ ELECTRICAL SYSTEMS
- ▶ EMPTYING HOLDING TANKS
- ▶ FILLING FRESH WATER TANK
- ▶ HEATING AND COOLING
- ▶ HITCHING YOUR 5TH WHEEL
- ▶ SANITIZING THE WATER SYSTEM
- ▶ SLIDE ROOM OPERATION
- ▶ TV ANTENNA AND CABLE
- ▶ WASTE WATER SYSTEMS
- ▶ WINTERIZATION



All information contained in this publication is believed to be accurate at the time of print. However, during the model year it may be necessary to make revisions, and Coachmen reserves the right to make all such changes without notice; including prices, colors, materials, equipment, and specifications, as well as the addition of new models and the discontinuance of models shown. Therefore, please consult with your Coachmen dealer and confirm the existence of any materials, design or specifications that are material to your purchase decision. Some items shown for demonstration use only. \*=Where Applicable. Revision 11/15/17.

All rights reserved, Coachmen 5th Wheels 2017/2018.

**INTERACTIVE OWNER'S MANUAL MOBILE APPS**

AVAILABLE ON THE App Store GET IT ON Google play

www.forestriverinc.com/manuals

**MOBILE**  
You are on the go. Your owner's manuals should be too.

**DYNAMIC**  
Instant updating means your manual is always current.

**LIVE SEARCH**  
The information you're looking for, right at your fingertips.

**MOBILE APP FEATURES**

Our owner's manual apps offer a convenient way to get information about your product, immediately. These include:

- The Entire Owner's Manual and More Right From Your Mobile Device
- Available on Android and Apple Devices
- Viewable Offline After Initial Download\*
- Sorted by Product Type and Year
- Interactive Table of Contents
- Live Search Box
- Set Favorites for Quick Reference
- Accessible Component Manuals for Download
- How-To Videos

**HOW-TO VIDEOS**

Our how-to videos provide answers to common questions:

- Water Tank Levels
- Connect City Water
- De-winterization
- Electrical System
- Emptying Holding Tanks
- Filling Fresh Water Tank
- Heating and Cooling
- Hitching Your Fifth Wheel
- Hitching Your Trailer
- Pop Up Camper Setup
- Sanitizing the Water System
- Slide Room Operation
- TV Antenna and Cable
- Waste Water System
- Water Systems Overview
- Winterization

... In addition to hundreds of videos dealing with component use and maintenance, linked directly through YouTube.

Forest River is the **ONLY MANUFACTURER\*\*** to offer interactive owner's manual apps!

\* Component manuals and YouTube videos require internet connection.

\*\* This logo is a registered trademark of Forest River, Inc.

© 2016 Forest River, Inc., a Berkshire Hathaway company. www.forestriverinc.com



# WELCOME TO THE ALL NEW X-LITE SERIES

## STAND OUT EXTERIOR FEATURES

- TURN-TEC™ ENGINEERING - #1 IN TURNING (SHORT BED-FRIENDLY)
- VACUUM BONDED GEL COAT EXTERIOR W/ COMPOSITE BACKED AZDEL® PANEL
- 80% PRIVACY TINT SAFETY GLASS WINDOWS
- UV & CORROSION RESISTANT TPO ROOF W/ 12 YEAR WARRANTY
- SOLAR PANEL PREP
- LP QUICK CONNECT PORT
- EXTERIOR BACK-UP CAMERA PREP
- ELECTRIC AWNING W/ LED LIGHT STRIP & ONE HAND PITCH ADJUSTMENT
- EXTERIOR MARINE SPEAKERS W/ LED LIGHT
- ALUMINUM ENTRY STEPS
- FRONT ELECTRIC JACKS
- ELECTRIC REAR STABILIZER JACKS
- ACCESSORY RECEIVER PREP
- 15" RADIAL TIRES W/ ALUMINUM RIMS & SPARE TIRE

## INTERIOR (LIVING)

- CHARCOAL DÉCOR PACKAGE
- THOMAS PAYNE® MEMORY FOAM, LEATHER TOUCH SEATING
- DUAL USB CHARGING PORTS
- ENERGY EFFICIENT LED INTERIOR LIGHTING USED THROUGHOUT (MOTION IN KEY AREAS)

## KITCHEN

- SOLID LUMBER CORE CABINET STILES (PRE-DRILLED & SCREWED CABINETRY)
- STAINLESS STEEL APPLIANCES: 21" OVEN, MICROWAVE (X-PACKAGE)
- FULL-EXTEND BALL BEARING DRAWER GUIDES (75# & 100# GUIDE CAPACITIES)
- 8 CUBIC FOOT REFRIGERATOR
- STAINLESS 50/50 EXTRA DEEP SINK

## BATHROOM

- LARGE SHOWER W/ SLIDING GLASS DOORS
- LARGE PRIVACY DOME SKYLIGHT
- POWER CEILING VENT FAN (12 VOLT)
- LED MOTION SENSOR LIGHTS

## BEDROOM

- RESIDENTIAL 60" X 80" BLACK LABEL® PILLOW TOP MATTRESS & DESIGNER BEDSPREAD
- SATELLITE & CABLE TV HOOK-UP W/ REMOVABLE BRACKET
- LARGE WARDROBE W/ HANGING STORAGE & DRAWERS
- DUAL USB CHARGING PORTS
- DUAL 110 VOLT OUTLETS AT BED (WHERE APPLICABLE)
- OVERSIZED UNDER BED STORAGE

## UTILITIES & MECHANICAL

- HOT/COLD OUTSIDE SHOWER
- BLACK TANK FLUSH
- DUCTED 2ND AIR CONDITIONER WIRE, FRAME, & PREP
- 50 AMP SERVICE W/ DETACHABLE MARINE CORD
- DUAL ZONE THERMOSTAT/CONTROLLER
- QUICK RECOVERY 6 GALLON GAS/ELEC. HOT WATER HEATER (18 GPH)
- 12 VOLT BATTERY DISCONNECT SWITCH
- KING JACK® (OVER-THE-AIR) HDTV ANTENNA (NO CRANK)



## CONSTRUCTION

- 2016 DSI (DEALER SATISFACTION INDEX) QUALITY CIRCLE AWARD WINNER
- RESIDENTIAL 5" TRUSS RAFTERS (16" ON CENTER)
- FULL WALK ON 3/8" ROOF DECKING
- VACUUM BONDED & ALUMINUM FRAMED SIDEWALLS W/ ROT PROOF AZDEL® COMPOSITES
- WEATHER SHIELD+™ 0 °F COLD TESTED & 110 °F HOT TESTED (EXTREME TEST CHAMBER):
  - » SPACE AGE REFLECTIVE TECHNOLOGY (UNDERBELLY, ROOF, SLIDES & MORE!)
  - » UNOBSTRUCTED & INSULATED PASS-THRU STORAGE
  - » DUCTED FURNACE TO ENCLOSED, INSULATED, & HEATED UNDERBELLY
  - » HEATED & ENCLOSED GATE VALVES
  - » R11 SIDEWALLS, R30+ FLOOR, R38+ ROOF
- DEXTER® E-Z LUBE® AXLES

## OPTIONS

- 2ND 13,500 BTU A/C IN FRONT BEDROOM
- 10 CUBIC FOOT (12 VOLT) REFER IPO 8 CUBIC FOOT REFER
- 2" ACCESSORY RECEIVER HITCH (300 LB. TONGUE CAP.)
- 4-POINT ELECTRIC AUTO-LEVELING SYSTEM
- PANORAMIC SECTIONAL SOFA W/ TWO TABLES
- ROADSIDE ASSISTANCE (MANDATORY OPTION)

## X PACKAGE (MANDATORY)

- WIDE SCREEN HD LED TELEVISION (LIVING ROOM)
- INTERIOR & EXTERIOR SATELLITE & CABLE TV HOOK-UP
- ROLLER SHADES
- STAINLESS STEEL MICROWAVE
- LARGE 21" STAINLESS STEEL OVEN
- MACH AIR® 15,000 BTU DUCTED MAIN AIR CONDITIONER
- 3M® UV TREATED X-LITE GRAPHICS W/ PAINTED FRONT CAP
- ELECTRIC FIREPLACE (OVER 5,000 BTU OUTPUT)
- SOLID WOOD SLIDE-OUT FASCIA



Learn More  
Scan this barcode using  
a QR Reader on your  
smart phone to learn  
more about Forest River.

