

# **YOUR GUIDE TO SUCCESS WITH THE BEYOND CLASS B by COACHMEN RV – The Leader to the Great Outdoors!**



**The most comprehensive Class B Training Manual in the Class B segment!**



# Coachmen RV

## LEADER TO THE GREAT OUTDOORS

### DID YOU KNOW? COACHMEN RV PRODUCTS HAVE BEEN ON U.S. ROADS AND HIGHWAYS SINCE 1964!

- **COACHMEN RV...** Is built upon a simple principle “**Dedicated to the enrichment of your life.**” By providing you with long term value through all that we do, our focus is on delivering a product with superior value and backing it through superior service and support. Once you become a Coachmen owner, we are committed to enhancing your Coachmen RV ownership and lifestyle experience... creating friends for life and memories that will last a lifetime. At Coachmen RV you will find a rich history of commitment from our Team Members. This commitment extends to our owners and in the pride we have for our brand. The close relationship that we share with our owners and our dealers is a quality that others have been trying to mimic over our 50 year history. Our goals and principles remain well in focus. We create customers for life.
- **OUR HISTORY...**The first Coachmen RV products were manufactured in a 5,000 square foot plant in downtown Middlebury, Indiana, by Coachmen Industries, a company founded by three brothers: Tom, Keith and Claude Corson. Coachmen’s first year of production totaled 12 travel trailers, a single truck camper and 80 truck caps. Since then, over three quarters of a million Coachmen Recreational Vehicles have been produced and sold.
- **FOREST RIVER INC...**In December of 2008, Coachmen RV became a proud brand of Forest River, Inc., a Berkshire Hathaway company. Today, Coachmen RV, a division of Forest River, Inc., is headquartered in Middlebury, Indiana, with our primary manufacturing facilities occupying over 220 acres with more than 23 acres under roof serving as dedicated manufacturing facilities for Coachmen branded Class A Motorhomes, Class B Motorhomes, Class C Motorhomes, Fifth Wheels and Travel Trailers. Our Camping Trailers are manufactured in our Centerville, Michigan, manufacturing facilities occupying 90 acres.
- **A BRAND YOU CAN TRUST...**Coachmen RV products have been on North American roads and in North American campgrounds since 1964. With over five decades of building recreational vehicles. Over 600,000 RVs built and sold we know how to design and build a reliable RV with exceptional value, dependable design, practical innovation and the comforts and features you desire.

# Ford 350HD Gas Transit Chassis



## Warranties

**Motorhome – 12 month/12,000 mile ltd.**

**Ford – 3 Year/36,000 mile Bumper to Bumper Warranty**

**Ford – 5 Year/60,000 mile Powertrain Warranty**

Coachmen RV and Ford have combined their decades worth of experience to introduce BEYOND, a Class B Motorhome that offers the utmost in quality, luxury and value. The BEYOND is built on the award winning 350 Ford Gas Transit platform with a 3.7 Ti-VCT V6 Engine which delivers an impressive 275HP & 260FT. LBS. of torque while still providing excellent fuel economy of 16-18 MPG on the highway. BEYOND uses high end components like the Truma Combi Eco Plus furnace/water heater system, Marine Grade PVC wall vinyl, Sumo Spring Suspension and custom solid maple hardwood cabinetry!

**BEYOND WHERE QUALITY AND VALUE ARE #1**

## FORD TRANSIT CHASSIS FEATURES

- 3.7L Ti-VCT V6 Engine 275 HP 260 FT-LB of Torque 5-Speed Automatic Transmission
- Optional 3.5L Eco Boost 310 HP/400 lbs. Torque
- 6 Speed Auto Select Shift
- MPG 14 City/18 HWY
- Dual Rear Wheels/Rear Wheel Drive
- Sumo Spring Front and Rear Suspension
- 25 Gal Fuel Tank
- 148" Wheelbase
- 4.10 Rear Axle
- 195/75R 16 All Season Tires
- Brakes – Power 4 Wheel Disc w/ ABS
- HEAVY DUTY 250 AMP Alternator
- Dual 70AMP 760CCA (Cold Crank Amps) for combined 1520 CCA
- 3 Year/36,000 Mile Bumper to Bumper Warranty
- 5 year/60,000 Mile Powertrain Warranty

# Safety Features of the Ford 350HD Gas Transit Chassis Continued...

## **FRONT SAFETY CANOPY side-curtain airbag...**

The Safety Canopy System combines side-curtain airbags and a rollover sensor to help provide head protection for all outboard seating positions in certain side-impact and rollover situations. Front-seat side airbags help protect the torso and pelvis of front-seat occupants in certain side collisions. The airbags are located in the outboard side of the front seat backs, so they are always in the correct deployment position, no matter where the seat is positioned.

## **Advance Track with RSC...**

Advance Track with RSC (Roll Stability Control) combines Advance Track electronic stability control and Roll Stability Control technologies to monitor vehicle cornering behavior and automatically make braking and throttle adjustments when it senses wheel slip, loss of traction or roll motion to help keep the vehicle on its intended path for enhanced driver control.

## **Lane Keeping Assist...**

Warns the driver if the vehicle starts to drift into another lane and the turn signal has not been activated using a series of vibration pulses that are felt through the steering wheel and a visual indication (red line) in the message center.

## **Auto Lamp with Rain Sensing Windshield Wipers...**

Wiper-activated headlamps automatically turn on the headlamps and tail lamps when the windshield wipers are being used — helping the driver see, and the vehicle to be seen, in inclement weather. Rain-sensing windshield wipers detect moisture on the windshield and activate the wipers to help increase driver visibility. Once the system is turned on, there is no need for the driver to activate, deactivate or adjust wiper speed under normal driving conditions.

## **Hill Start Assist...**

Hill start assist automatically engages the brakes when the vehicle is started on an upward or downward slope to prevent it from rolling, whether in a forward gear or Reverse (R).

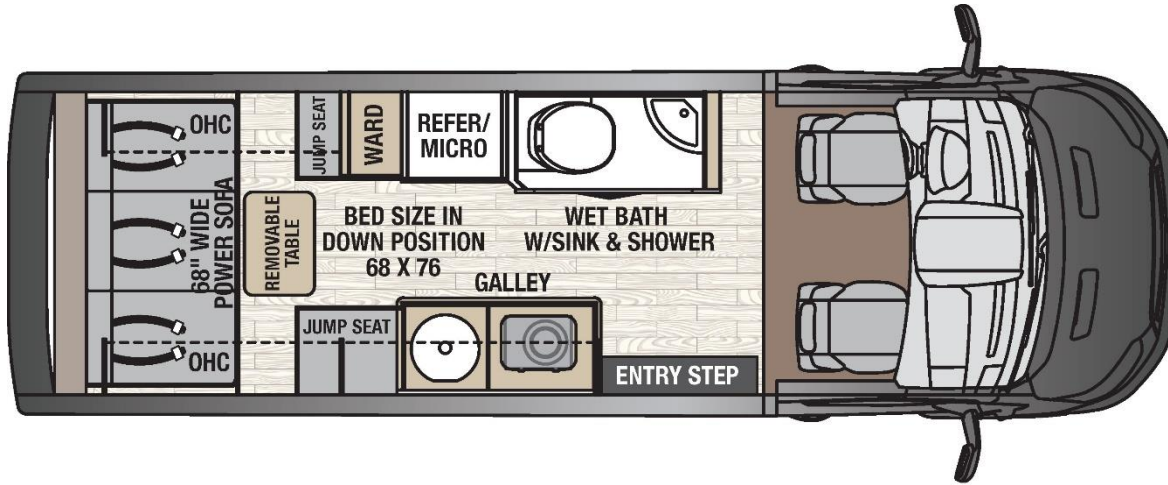
## **SOS Post-Crash Alert System...**

The SOS Post-Crash Alert System automatically flashes the hazard lights and intermittently sounds the horn after an accident where the airbag(s) deploy(s) or when a properly engaged safety belt pretension is activated.

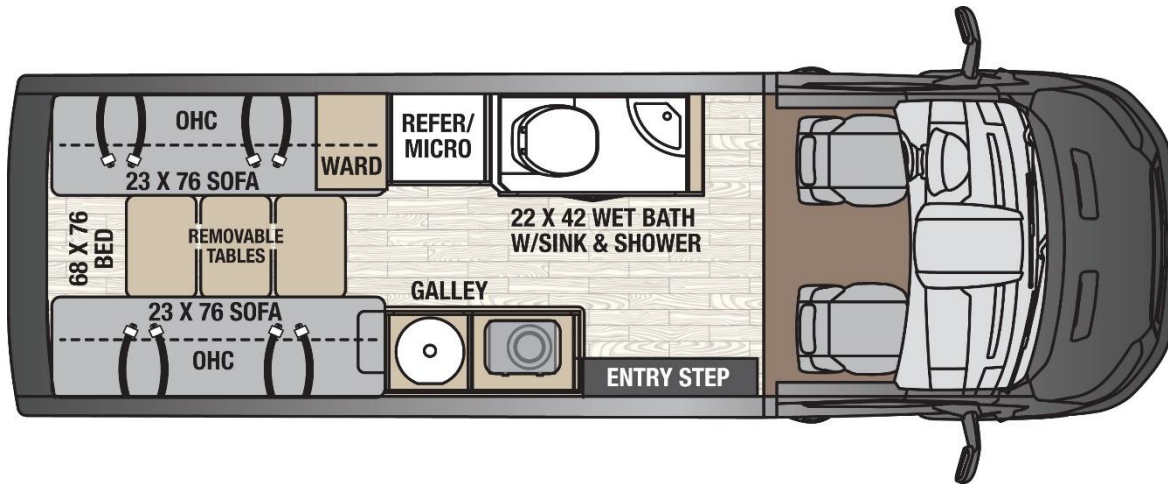
## **Side-Wind Stabilization...**

Applies the brakes on one side of the vehicle to reduce the effect of a sudden side wind gust on the vehicle's path.

# BEYOND FLOOR PLANS



22C  
*Rear  
Couch*



22D  
*Rear  
Dinette*



# BEYOND COCKPIT FEATURES



**Swivel Passenger Seat w/Standard Privacy Shades and overhead storage**




**More Leg Room and Recline distance compared to Winnebago Paseo**



**FORD SYNC 3**

# CUSTOM HARDWOOD CABINETRY-NO COMPARISON!

Unmatched Craftsmanship, High End Hardwood Materials, High End Residential Drawer Guides




## High End Residential Cabinet Components

- **NEW!** True Residential drawer guides. Not the cheap Travel Trailer 80lb. ball bearing drawer guides
- This drawer hardware will ensure your drawers will operate smoothly and hold up to the rigors of the road for the life of your coach.
- 7 Ply 5/8" DOMESTIC FURNITURE GRADE PLYWOOD-NOT FOUND IN THE RV SEGMENT!

## True English Dove Tail drawer Construction

- 5/8" Western Aspen ENGLISH DOVE TAIL DRAWERS
- Superior construction and materials ensure your BEYOND cabinetry will last vs. competitions cabinetry





# KITCHEN/CABINETRY/STORAGE-INDUSTRY LEADING CABINETRY QUALITY!



## Unmatched Cabinetry Quality!

- ¾" Solid North American Maple Drawer Fronts
- Solid High Gloss Maple hardwood



## Overhead Storage & Shirt Locker

- Solid Hardwood Cabinet Doors vs. Vinyl Wrap Stiles or Vinyl Wrapped MDF Doors
- Translucent Inserts Provide Accent Lighting from inside overhead cabinet.
- Felt Lined over head cabinet bases
- Shirt Locker has Pre Hung Closet Bar and Removable Shelves
- Soft Close Overhead Doors
- All High Gloss Maple Finish
- Unmatched Quality



## Trash Can Storage

- Every BEYOND has dedicated trash can storage in the kitchen base cabinet
- Also has additional storage for paper towels and trash bag boxes.
- Very residential




# BEYOND NOVAL KOOL COMPRESSOR DRIVEN REFRIGERATORS



## **Nova Kool RFU 6100 Compressor Driven Refer-6 CF**

- Compressor Driven
- Operates @ 30 DEGREE INCLINE-Great for Class B end users!
- Runs on 12V or 110
- Refer on top Freezer below
- Used on ALL BEYOND FLOOR PLANS
- The only refrigerator to be endorsed by Canadian Coast Guard
- Designed for Mobile and Off The Grid Applications
- 2 Year Warranty on All Parts
- Over 25 Years in business!
- Whisper Quiet
- Low Power Consumption


# BEYOND BATHROOM-MORE FUNCTION vs. COMPETITION



43"W x 24"D One Piece  
**Fiberglass Shower NOT  
PLASTIC!**



Fiberglass Sink, Pull Out Faucet  
for Shower and Sink, Mirror,  
Soap/Shampoo Dispenser



Dual Shower  
Doors Extend Out  
3" While In Use  
for More  
Shoulder Room.  
Also the dual  
doors make for a  
private and dry  
changing area!



# BEYOND 22C POWER SOFA/POWER BED-TRUE COMFORT IN STYLE!

## INDUSTRY FIRST TRUE “LAY FLAT POWER SOFA”

- **Lay Flat Sofa Dimensions 68”W x 76”L**
- **Largest Sleeping Available in the Gas Class B segment!**
- **True 180 degree LAY FLAT SOFA**
- **NO HUMPS / NO GAPS**
- **3 Inches of Increased Memory Foam**
- **3 Seat Belts and 2 Arm Rests**
- **2 Cup Holders Next to Sofa**
- **Built in Headrest for Additional Passenger Comfort**
- **All Furniture Material Rated @ 7 YR. Hydrolysis**
- **Easy to Maintain and Easy to Clean**



# BEYOND 22D BED/DINETTE-TRUE COMFORT IN STYLE!



22D in Dinette Position



22D in Bed Position



22D From Rear of Coach  
w/Storage



22D Headrest Extension



22D Lined Table Insert  
Storage



# TABLE SET UP ON BEYOND

## 22C TABLE SET UP



## Removable Table

- Use as a work station or dinner table
- Lightweight
- Stored either under the floor 22D or behind the sofa on the 22C

## 22D TABLE SET UP



# CONTROL PANEL LAYOUT AND FEATURES

Truma CP Plus Control for  
Truma Combi Eco Plus

Wi-Fi Ranger  
On/Off

NEW! MULTI PLEX TOUCH SCREEN  
CONTROL... TANK LEVELS, AUTO GEN START,  
AWNING, INTERIOR/EXTERIOR LIGHTING



Xantrex Freedom X Remote Panel-  
Allows you to control and monitor your  
200W Xantrex Pure Sine Wave Inverter

Go Power  
Solar Charger

Battery Disconnect



# FIREFLY MULTI PLEX WIRING-CONVENIENCE!



- Control all coach lighting from the push of a button
- No more searching for light switches
- Customer can set the lighting to their preferences inside the coach
- While Multi-Plex Wiring is beneficial for convenience this technology cuts down on the amount of wire used and connections vs. a coach without Multi-Plex wiring

- Select the POWER setting and you will find the AGS or Auto Gen. Start
- This function allows you to pre-program your generator run time and your generators quiet time
- **The Auto Gen Start function also allows the customer to pre-program the generator to Auto Start at the customers desired temperature. This feature is great for those that travel with pets and have to leave them in the coach without the worry of their pets getting too hot**
- The Auto Gen Start function also allows the customer to pre-program the generator to start if the coach batteries voltage draws down to a certain level
- All of the above are customizable to your customers needs and camping preferences

- Convenient 2<sup>nd</sup> Multi-Plex Control panel (Coach Lighting Only) in rear of coach
- No more searching for light switches in the middle of the night

- Even our Climate Control functions are through your FireFly Multi-Plex System
- This allows for more accurate control of your heating and cooling of the customers coach
- Added convenience of having both your HEAT and AC controls at your fingertips

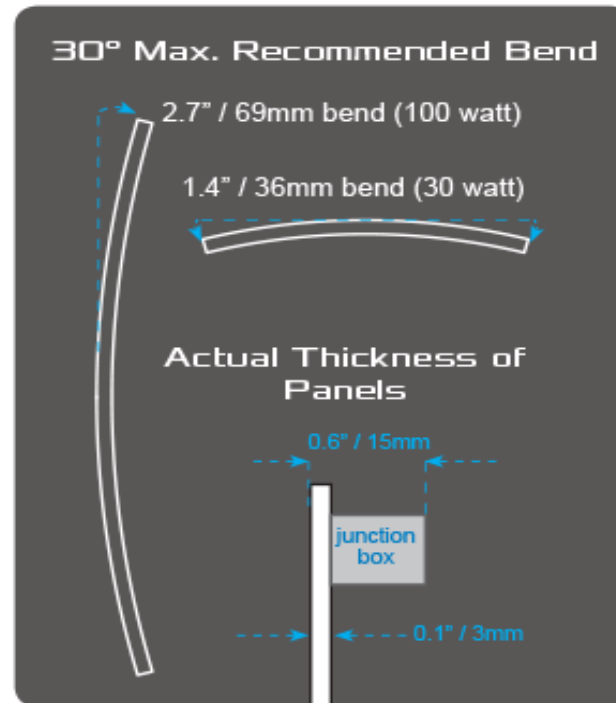
# BEYOND SOLAR PANEL(S)



## SOLAR FLEX™



**NEW! 12V/30AMP DIGITAL  
SOLAR SINGLE STAGE  
CONTROLLER**



**100 W Standard  
200 W Optional (*Retail \$535*)**

**SOLAR FLEX SOLAR PANELS FEATURE A 5 YEAR WARRANTY**



# TRUMA COMBI ECO PLUS FURNACE / HOT WATER HEATER



**Truma Combi Eco Plus** – The first forced-air combination furnace with integrated water heating function and with more than 20 years of reliable service in Europe and Australia. Truma Combi furnaces are the most energy-efficient and lightest heating systems on the market. They effectively combine warm air and hot water in one appliance. Truma Combi furnaces offer much more operating convenience by way of the digital control panel Truma CP plus.



**Be sure to let your customers know there are many videos available on YouTube on the operation of the Truma CP PLUS**



## Unique Features

- Near-silent operation
- Lightweight, space-saving solution
- Maintains constant temperature throughout RV
- Optional electric heating for furnace and water
- Highest available energy efficiency of more than 90%
- Program your timer to have hot water ready.

# TRUMA COMBI ECO PLUS FURNACE / HOT WATER HEATER

## Truma Combi

### Quick Reference CP Plus Functions



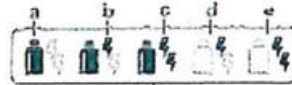
#### ADJUST ROOM TEMPERATURE

Range: 40-86°F (5-30°C)



#### SELECT ENERGY MODE

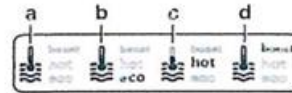
- a) LP gas
- b) MIX 1\* - Electricity 850W + Gas
- c) MIX 2\* - Electricity 1700W + Gas
- d) EL\* - Electricity 850W
- e) EL\* - Electricity 1700W



#### ADJUST WATER TEMPERATURE

##### A) BOILER

Hot water generator is on.  
Icon flashes until desired temperature is reached.



##### B) ECO

Water temperature is 104°F (40° C)

##### C) HOT

Water temperature is 140°F (60° C)

##### D) BOOST

Boiler content is heated quickly (boiler priority) for up to 40 minutes. The water temperature is then kept at the higher level (about 144° F (62° C) for two subsequent heating cycles. When the water temperature is reached, the room is heated again.

www.truma.net  
1-855-558-7862 ext.1

**truma**  
More comfort on the move



## Truma Combi

### Quick Reference CP Plus Functions - Cont.



#### SET CLOCK TO CURRENT TIME



#### SET TIME SWITCH

Set a start time and end time for room temperature, water temperature, energy mode and fan speed set points.



#### SETTINGS

- Index - Show version number of connected device
- Bright - Adjust backlighting
- Lang - Adjust language
- 12-24h - 12/24 hour mode
- Temp - °F or °C
- Offset - Calibrate temp offset
- Pr set - Factory reset



#### SELECT FAN SPEED

##### OFF

Fan is switched off (If furnace mode OFF)

##### A) VENT

Circulating air (If furnace mode OFF)

##### B) ECO

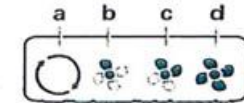
Low fan speed

##### C) HIGH

High fan speed

##### D) BOOST

Fast room heating. Available if the difference between the selected and current room temperature is >18° F (10° C)





# Onan QG 2800 Gasoline RV Generator



Cummins Onan RV QG 2800 (formerly Onan Microlite) Lightweight, Compact and Quiet RV Generator. Microprocessor control with diagnostics and lightweight, compact design. Quietest generator sets of their size. Easy maintenance with single-side service. Completely enclosed with muffler, quick and easy to install. 3-year limited warranty, Low fuel consumption, The RV QG 2800 is a 2800 watt gasoline generator.

- Microprocessor control with diagnostics and lightweight, compact design.
- Gasoline fueled.
- Quietest generator sets of their size.
- Easy maintenance with single-side service.
- Completely enclosed with muffler, quick and easy to install.
- 3-year limited warranty
- Low fuel consumption
- 2.8kW QG RV generator set will start and run one 13500 Btu high efficiency air conditioner (15.5 amps or less) plus 600 watt base load with an additional 300 watts of power available.

**Warranty policy:** This limited warranty covers virtually everything except routine maintenance for the first two years you own your RV generator set, and covers parts and labor on major powertrain and generator set parts during the third year. In addition, it also includes a free 90-day adjustment policy, which provides that Cummins Inc. will make minor adjustments during the first three months you own it - free of charge! Please note: This 3-year limited warranty applies to RV generator sets used in RV applications only, and does not apply to RV generator sets used in commercial mobile applications

# ONAN RV QG 2800 Gas Generator Info.


## ONAN RV QG 2800 Gas Generator

Microprocessor control with diagnostics and lightweight, compact design

- Gas Fueled
- Quietest generator sets of their size
- Easy maintenance with single-side service
- Completely enclosed with muffler, easy to install
- 3-year limited warranty
- Low fuel consumption

OIL/DIPSTICK

MANUAL START SWITCH  
w/CIRCUIT  
BREAKER  
BELOW



**!!!CUSTOMER SERVICE TIP!!!**  
**MAKE SURE TO TELL CUSTOMERS WITH**  
**GENERATORS THAT THEY NEED TO FIRE UP THE**  
**GENERATOR APPROX. 1 X PER MONTH TO ENSURE**  
**PROPER FUNCTIONING!!!**

**GENERATOR FEATURES** • Cummins Onan sound-attenuating enclosure • Focalized mounting system with vibration isolators • Cross-flow cooling • Sheet steel drip controlling base • Enclosed muffler • Integral USDA Forest Service approved spark arrestor muffler • Adjustable mechanical governor • Automatic choke • Overhead cam • Single-side service • Low oil level shutdown • Electric fuel pump (gasoline) • Mounted control panel • Sealed remote start connector • Electric start • Fused DC circuits to protect set wiring and remote control wiring • Magnetic circuit breaker • Solid-state ignition • Standard onboard diagnostic capability



# RELION 330AMP HOUR AGM BATTERY



**RELiON R4000 Dry Series**, maintenance-free batteries, are designed to provide premium performance! **READY WHEN YOU ARE:** RELiON R4000 Dry Series are deep cycle batteries that deliver high capacity from the get-go. Unlike traditional lead-acid batteries that need to be “worked up” to increase capacity, these batteries give you the range or hours of operation you need right away.

**HIGH PERFORMANCE IN LOW TEMPERATURES:** Batteries don’t like cold temperatures, but RELiON R4000 Dry Series batteries deliver more capacity than traditional lead-acid batteries, even in extreme conditions.

**FORGET ABOUT ACID:** No need to worry about spills or acid-residue. You’ll never need to replace a corroded chassis or damaged floors due to acid spillage.

**SAVE WATER AND WORRY:** Using your batteries in a remote location? Is your access limited? Maintenance-free RELiON R4000 Dry Series batteries are perfect for applications where watering is easily neglected or very inconvenient. Traditional lead-acid batteries are subject to reduced performance or early failure if not watered regularly.

**LOW SELF-DISCHARGE:** RELiON R4000 Dry Series batteries are the ideal solution for infrequent or seasonal use since self-discharge is significantly less than traditional lead-acid batteries. Less frequent, if any, charging is needed during storage.

**WE DON’T PASS GAS:** Non-hazardous, clean RELiON R4000 Dry Series batteries emit no gasses during normal operation. They can be used safely near sensitive equipment or people.

**INSTALLATION SENSATION:** Thanks to their innovative design, RELiON R4000 Dry Series batteries can be installed upright or on their sides, making for flexible installation options in a variety of applications.



## NEW! AGM 330AMP HOUR 8D BATTERY

- 8D 330AMP HOUR BATTERY DIMENSIONS: 20.8”x 11.1”x 9.8”  
WEIGHT:182LBS
- 2 YEAR WARRANTY
- Power to ALL 110V outlets when coupled with our Standard Xantrex 2000W Pure Sine Wave Invertor without needing the generator
- Located under the rear of coach on the passenger side

# BEYOND MULTI-PLEX SYSTEM



Multi-Plex Panel Located Right as you Enter/Exit  
Individually Controls All Lighting Zones (2)  
Locations, Controls AGS / No Switches to Search  
For!



2<sup>nd</sup> Multi-Plex Panel at TV/Bed for  
Easy Access to All Lighting  
Functions while Sleeping



# COMPONENTS ON BEYOND CONTINUED...



PRIVACY SHADES AND  
PULL DOWN BUG SCREEN



Standard Screen Door w/ Grab Handle and Motion Sensor/Security  
Light at Step.




36" Door Opening Largest on the Ford Gas Class B  
"X"=No Obstructions behind Passenger Seat

**User Tip: Always Use Teflon Spray Lubricant on the Screen Door  
Tracks. Never Use Silicone Spray!**


# CONSTRUCTION AND INSULATION MATERIALS CONTINUED.....

## CHASSIS FLOOR/UNDERLAYMENT/FLOOR DECKING/INSULATION

### RAW CHASSIS



### 1<sup>st</sup> STEP SOUND REDUCTION



### ADDITIONAL SOUNDS DEADENING MAT UNDER OSB

- R-38 REFLECTIVE INSULATION LAMINATED TO UNDERLAYMENT
- REFLECTS THE HEAT AWAY IN SUMMER AND KEEPS THE HEAT IN FOR WINTER
- KEEPS ROAD VIBRATION AND SOUND TO A MINIMUM!

### ONE PIECE 5/8" MARINE GRADE OSB FLOOR

- OSB Covers front to back and left to right
- No seams that will give way during the life of the chassis



### HUSHMAT WHEEL WELL INSULATION/SOUND DAMPENING

- DRASTICALLY REDUCES SOUND and VIBRATION FROM THE ROAD
- ONE OF THE OLNY CLASS B MANUFACTURER USING HUSH MAT



# NEW BEYOND INSULATION!

## STANDARD IS ROCKWOOL & OPTIONAL UPGRADE IS PHASE CHANGE



NEW! STANDARD INSULATION:  
ROCKWOOL




NEW! OPTIONAL UPGRADE  
INSULATION: PHASE CHANGE



# INDUSTRY FIRST MARINE GRADE PVC SIDEWALLS

## ADDED VALUE!!!

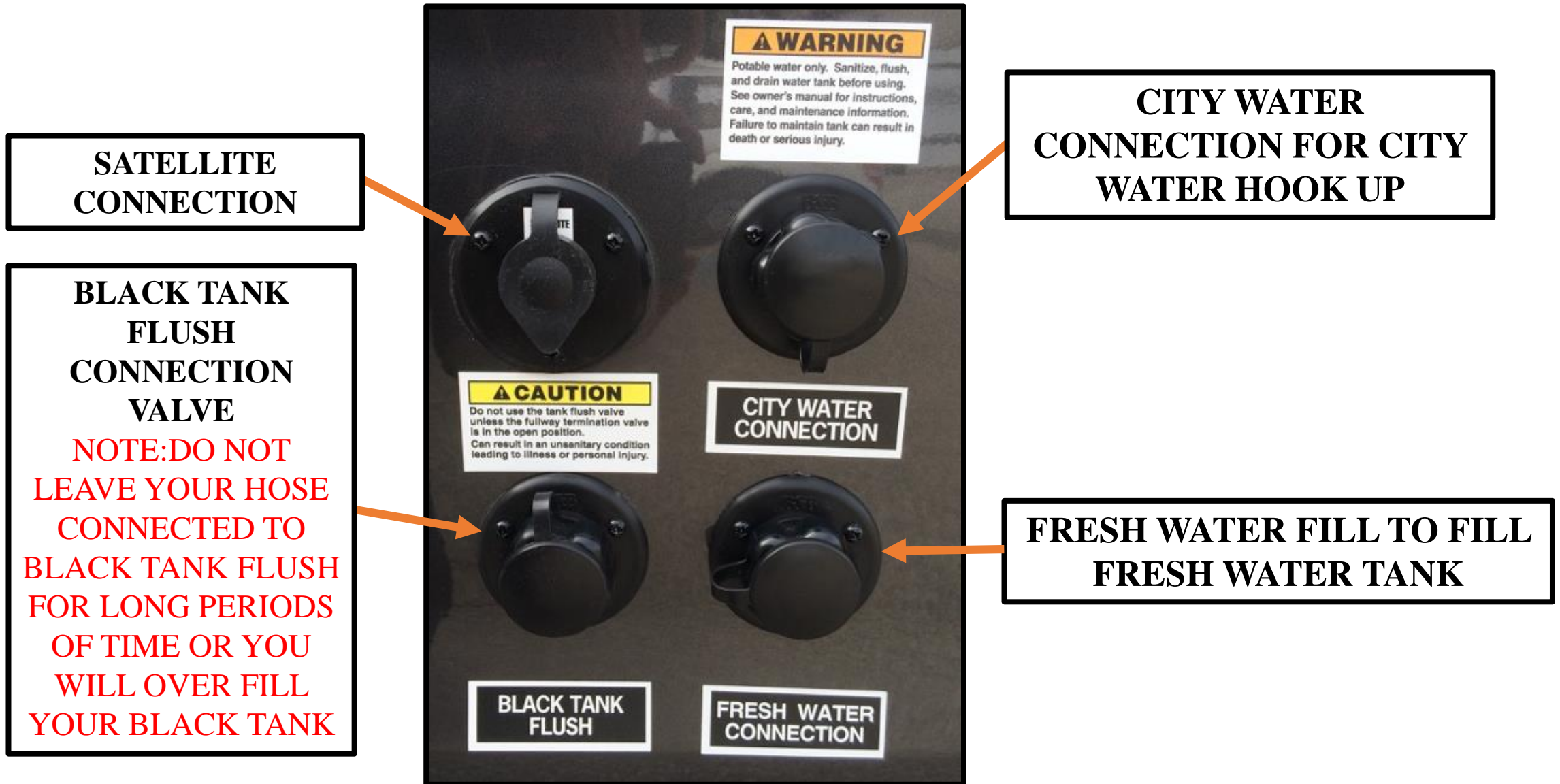


### Marine Grade PVC Vinyl Interior Sidewall

- Will Never Absorb Moisture Like Cloth
- Will Never Absorb Odors Like Cloth
- Will Never Crack or Rattle like ABS
- Will Never Break Down
- Will Last Forever!
- Foam Backer for Added Insulation and Sound Deadening!



# COMPONENTS ON BEYOND CONTINUED WATER MANAGEMENT AREA



COMPONENTS ON BEYOND CONTINUED...

## OUTSIDE SHOWER


**Outside  
Shower  
with Quick  
Disconnect**



Outside Shower Quick Disconnect Hose w/Sprayer  
will be located in the rear upon delivery



# NEW! TERMINATION VALVE RUNNING BOARD ACCESS and SEWER HOSE STORAGE



**NEW! DRIVER SIDE RUNNING BOARD NOTCH  
ALLOWS EASIER ACCESS TO THE  
TERMINATION VALVE**



**NEW! REAR SEWER HOSE CARRIER**

## COMPONENTS ON BEYOND CONTINUED...



### CAREFREE OF COLORADO AWNING

- STANDARD 13' (157") Electric Awning
- Motion Sensor feature will retract awning automatically in 10-15MPH winds
- No Legs to attach to side of coach
- 1 YEAR WARRANTY



### BACK UP CAMERA

- Back Up camera-SAFETY FEATURE!





## Passenger Side Walk-Around

1. **Re-enforced entry step with undercarriage L.E.D lighting**
2. **Sumo Spring Assist Suspension Front and Sumo Spring Rear Leaf Spring Suspension**
3. **Stainless steel wheel liners standard**
4. **External 110v outlet (GFI Reset Location)**
5. **Carefree armless power awning w/ LED lighting and wind sensor**
6. **Frameless Ford OEM vented windows**

NOTES: \_\_\_\_\_

\_\_\_\_\_  
\_\_\_\_\_







## **Drivers side Walk-Around**

- 1. Termination Valve and Black and Grey Tank Valves**
- 2. 30 amp shore line service w/detachable power cord**
- 3. Syphon 360 Black Tank Vent**
- 4. Outside shower**
- 5. Winegard Roadster omni-directional TV antenna**
- 6. Go Power! 100W solar panel OPTIONAL 200W (Total)**
- 7. LP Fill On / Off Switch**
- 8. Optional Upgraded Aluminum Wheels**

**NOTES:**\_\_\_\_\_



# BEYOND STANDARD FEATURES



**STANDARD: CAREFREE POWER  
AWNING**



**STANDARD: REAR  
SCREEN DOOR**



**STANDARD: SIDE  
SCREEN DOOR**



**STANDARD: DAY/NIGHT PULL UP PRIVACY  
SHADES**



**STANDARD: LP COOKTOP**



**STANDARD: MICROWAVE**



**STANDARD: FRONT AND REAR WHEEL  
SIMULATOR WHEEL COVERS**



# BEYOND STANDARD FEATURES CONT.

**BEYOND**  
By **Coachmen**



**SuperSprings<sup>®</sup>**

**EQUIPPED WITH SUPERSPRINGS**  
STANDARD: SUMOSPRINGS SUSPENSION KIT

# BEYOND OPTIONS




**OPTION: UPGRADED FRONT AND SIDE WINDOW COVERS**



**OPTION: UPGRADED ALUMINUM WHEELS vs. SIMULATORS**



**OPTION: SUMMIT FOLDING (2) BIKE RACK**



**NEW OPTION: GO POWER 200W SOLAR (100W STD.)**



**OPTION: INDUCTION SINGLE BURNER STOVE TOP (2 YR. WARRANTY)**



**OPTION: 12V/20K BTU PRO AIR AC**



# BEYOND OPTIONS CONTINUED



More Luxury. More Power. More Freedom.

## NO GENERATOR.

### GALLERIA Li3



10 HOURS  
air conditioner runtime\*

UL1973  
first UL listed battery

3 HOURS  
battery recharge time\*

6X  
the life of lead acid or AGM batteries

## FREEDOM eGEN

JOURNEY YOUR WAY

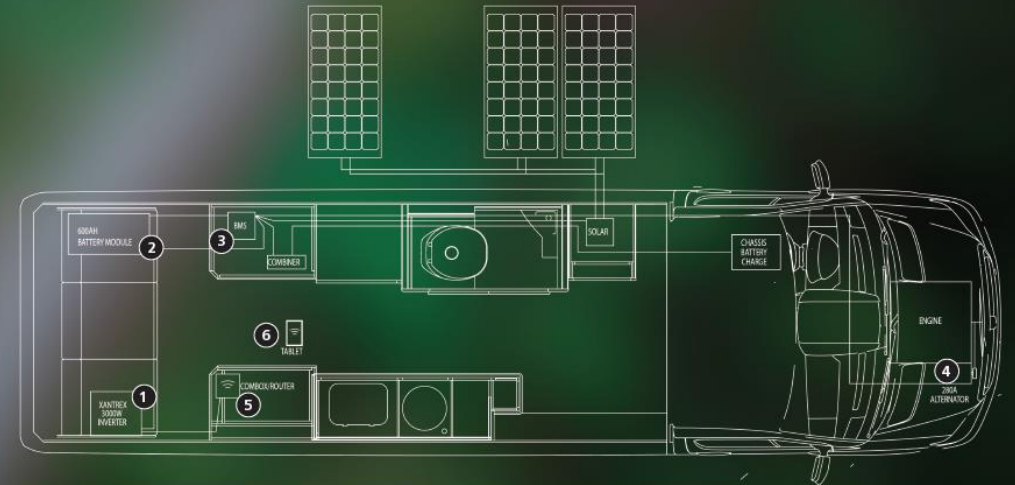
POWERED BY  
**xantrex**  
A MISSION CRITICAL ELECTRONICS BRAND

\*AC runtime and battery recharge times depend on variables such as external/ambient temperature, parallel loads & other factors.  
Copyright © 2019 Xantrex LLC. All Rights Reserved. All trademarks are owned by Xantrex LLC.

**xantrex**  
MISSION CRITICAL ELECTRONICS BRAND

The FREEDOM eGEN is a fully integrated system that offers the most reliable AC and DC power to run an air conditioner and other high power loads in all climate conditions and precise battery management for accurately charging lithium ion batteries from multiple sources. The most compelling benefit the system offers to RVers is the freedom and confidence to camp wherever they want.

- 1  FREEDOM SW 3000W  
INVERTER/CHARGER
- 2  600 AHR LITHIUM ION  
BATTERY (LiFePO4)
- 3  PROPRIETARY BATTERY  
MANAGEMENT SYSTEM
- 4  280A SECONDARY  
ALTERNATOR
- 5  FREEDOM SW COMBOX
- 6  CONEXT COMBOX APP



#### Safest System, Redundant Safety Features

- LiFePO4 is the safest battery chemistry on the market today!
- Patented self-extinguishing feature
- Individual cell management ensures each cell is charged evenly
- BMS (battery management system) controls all charging sources (solar, alternator, shore power) to achieve optimized charging performance
- BMS has separate thermal controls for charging and discharging
- No external AGM battery needed to power BMS

#### Longest Lasting, Superior Capacity

- "A" Grade Lithium vs. "B" Grade Lithium
- "A" Grade Lithium allows for less impedance & higher power discharge capacity
- LiFePO4 chemistry has twice the cycle life than nickel cobalt based chemistry
- Temperature protection of battery for charge/discharge for maximum battery use
- Inverter operating temperature range -4°F to 140°F
- Battery charge temperature range 32°F to 113°F
- Battery storage temperature range (1 mo) -4°F to 113°F

#### Completely Integrated System

- All components of the Freedom eGEN Li3 option for the Coachmen Galleria developed as ONE system in partnership with Xantrex
- Unique BMS controls 600 Ah battery, 3000W/150A Inverter/charger, 280A alternator and voltage regulator offering the most intelligent power system with unmatched temperature, low voltage and over charge protection
- 2 methods to monitor EXACT state of charge
  - Battery Monitor
  - Wireless Tablet which also offers real time discharge, charge and voltage/amperage

#### Fastest Engine Recharge Time from Multiple Sources

- BMS has superior performance due to ONLY SILVER and COPPER make up vs Aluminum and Nickel
- Charge time from 0 State of Charge= 2 hours (optimal conditions)
- Optimum thermal design - cells are encased with aluminum for ideal heat dissipation vs plastic
- Single battery module for optimal balanced charging

#### Longest Runtime of AC & Other Electronics

- Runs 20,000 BTU AC for 10 hours\*
- Based on 60% duty cycle
- LiFePO4 battery lasts 6-10 times longer than traditional lead acid or AGM batteries
- LiFePO4 Lithium battery offers 100% depth of charge compared to 50% for AGMs

**OPTION: Li3 Package**

# BEYOND Safety and Convenience



## Every BEYOND includes the following for your protection

- **LP Leak Alarm:** Alerts you if there is an LP gas leak in the coach.
- **Fire Extinguisher:** ABC rated in the event of fire.
- **Smoke Detector:** Alerts you about smoke from a fire.
- **Carbon Monoxide Detector:** Alerts you to the presence of odorless carbon monoxide gas.
- **Coachmen's Travel Easy Roadside Assistance:** Provides 24/7 Operational, technical and emergency road service coverage.
- **System Control Center:** Allows you to monitor all of your LP, Generator and Water Tanks from one easy and convenient spot inside the coach.



# BEYOND Warranty Breakdown

## Ford Transit Chassis Warranty Breakdown

- 3 YEARS/36,000 MILES
- POWERTRAIN 5 YEARS/60,000 MILE

## BEYOND MOTORHOME WARRANTY

- 12 MONTHS/12,000 MILES LTD.

## BEYOND APPLIANCES/PARTS WARRANTY

- NOVAL KOOL REFER 2 YEAR WARRANTY
- TRUMA COMBI ECO PLUS/ALL /PART#C01285034/1 YR. WARRANTY FROM PURCHASE  
CAN EXTEND TO 2 YEARS ONCE REGISTERED
  - DOMETIC 13.5 BTU AC/2 YR. WARRANTY
    - FANTASTIC FAN/7 YEAR WARRANTY
    - BEAUFLOUR LINO/7 YEAR WARRANTY
  - ONAN LP GENERATOR/3 YEARS-2000 HOURS
- PREMIERE SOFA/CHAIRS/3 YEAR-36,000 MILES
  - FUSION INFOTAINMENT SYSTEM/3 YEARS
- CAREFREE OF COLORADO AWNING/1 YEAR
  - SOLAR PANELS/5 YEARS